



2014-2015

Performance Evaluation System Report

Department of State Civil Service

Byron P. Decoteau Jr, Interim Director
State Civil Service



Louisiana
SCS
State Civil Service

Prepared by:
Makayla Weber-Harris
Employee Relations Division Administrator

TABLE OF CONTENTS

<i>Statewide Summary</i>	1
<i>Agriculture</i>	2
<i>Children & Family Service</i>	3
<i>Corrections</i>	4
<i>Economic Development</i>	5
<i>Education</i>	6
<i>Environmental Quality</i>	7
<i>Health and Hospitals</i>	8
<i>Insurance</i>	9
<i>Natural Resources</i>	10
<i>Public Safety</i>	11
<i>Revenue</i>	12
<i>State Civil Service</i>	13
<i>Treasury</i>	14
<i>Wildlife & Fisheries</i>	15
<i>Culture, Recreation and Tourism</i>	16
<i>Transportation & Development</i>	17
<i>Division of Administration</i>	18
<i>Education – Other</i>	19
<i>Executive Department/Boards</i>	20
<i>Higher Education</i>	21
<i>Housing Authorities</i>	22
<i>LSU Health Care Services Division</i>	23
<i>Louisiana Workforce Commission</i>	24
<i>Office of Juvenile Justice</i>	25
<i>Office of Lieutenant Governor</i>	26
<i>Ports & Levees</i>	27
<i>Public Service Commission</i>	28
<i>Retirement Systems</i>	29
<i>State</i>	30
<i>Veterans Affairs</i>	31



Louisiana

SCS

State Civil Service

Performance Evaluation System Annual Report Fiscal Year 2014-2015

In accordance with Civil Service Rule 10.10(b), state agencies are required to submit an annual Performance Evaluation System (PES) report to the Director of State Civil Service. The evaluations reported in this document are for the fiscal year (FY) which ended June 30, 2015.

The documents which are included in this report are as follows:

Statewide Summary Reports

The statewide summary report provides statistical information for all major departments which reported PES information to State Civil Service for FY 2014-2015. It details the

- number of employees that were rated;
- number of employees that were rated “Exceptional”;
- number of employees that were rated “Successful”;
- number of employees that were rated “Needs Improvement/Unsuccessful”;
- number of employees that were “Not Evaluated”
- number of employees that were “Unrated”.

The summary report also includes a graphical depiction of PES ratings for FY 2014-2015.

Major Agency Reports

These reports provide the statistical data for the individual agencies by major department and may include multiple agency areas. For example, the summary for the Department of Corrections includes all prisons which fall under Corrections, including the Office of Adult Probation and Parole as well as Prison Enterprises. Each major department summary includes the same categories of information as the Statewide Summary Report.

Statewide Unrated Evaluations for Fiscal Year 2014-2015

For Fiscal Year 2014-2015, there was a 0.09% decrease in the statewide percentage of unrated employees, which was reported as 0.73% for Fiscal Year 2013-2014. The overall “Unrated” percentage was 0.64% of 36,321 classified employees for whom ratings were reported in fiscal year 2014-2015, and total number of ratings conducted represents 1,690 fewer employees for which evaluations were conducted in fiscal year 2013-2014.

Unrated Category

The “Unrated” category reflects the number of employees for which an official evaluation as defined in Chapter 10 of the State Civil Service rules was not conducted, generally resulting in a violation of the rule. For example, any rating conducted outside of the specified time parameters established in Chapter 10 would constitute a rule violation, thereby resulting in an evaluation of “Unrated” for the employee.

Not Evaluated Category

The “Not Evaluated” category allows for the evaluation of employees who transferred between agencies or were hired near the end of the evaluation year. This category provides a mechanism for supervisors to assign an evaluation without penalty when an employee has worked at the new agency fewer than three months within the performance evaluation year, and the appointing authority has determined that an insufficient amount of time has elapsed to conduct an adequate evaluation of the new employee. The “Not Evaluated” category is distinguished from the “Unrated” evaluations which are used when violations of Chapter 10 of the State Civil Service Rules occur.

Agencies Not Reporting

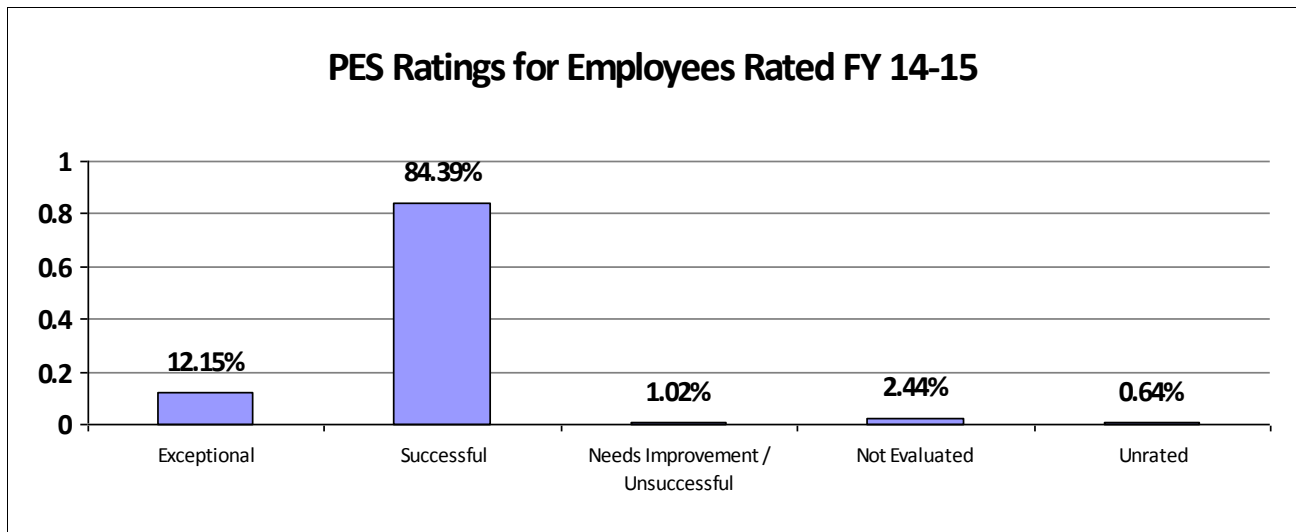
Included in this report is a list of agencies that did not report employee evaluations for Performance Year 2014-2015.



State of Louisiana
STATE CIVIL SERVICE
PES Annual Report - Fiscal Year 2014-2015

STATEWIDE

Statistical Data (07/01/2014 - 06/30/2015)	
Number of employees that were rated.	36,321
Number of employees that were rated Exceptional.	4,414
Number of employees that were rated Successful.	30,652
Number of employees that were rated Needs Improvement/Unsuccessful.	370
Number of employees that were Not Evaluated.	885
Number of employees that were Unrated.	232 (0.64%)



Information contained within this report reflects unaudited data provided directly to the Department of State Civil Service by each state agency. Inconsistencies found throughout the report may be attributed to personnel changes not properly reflected in the agency's human resources information system during the performance rating period.



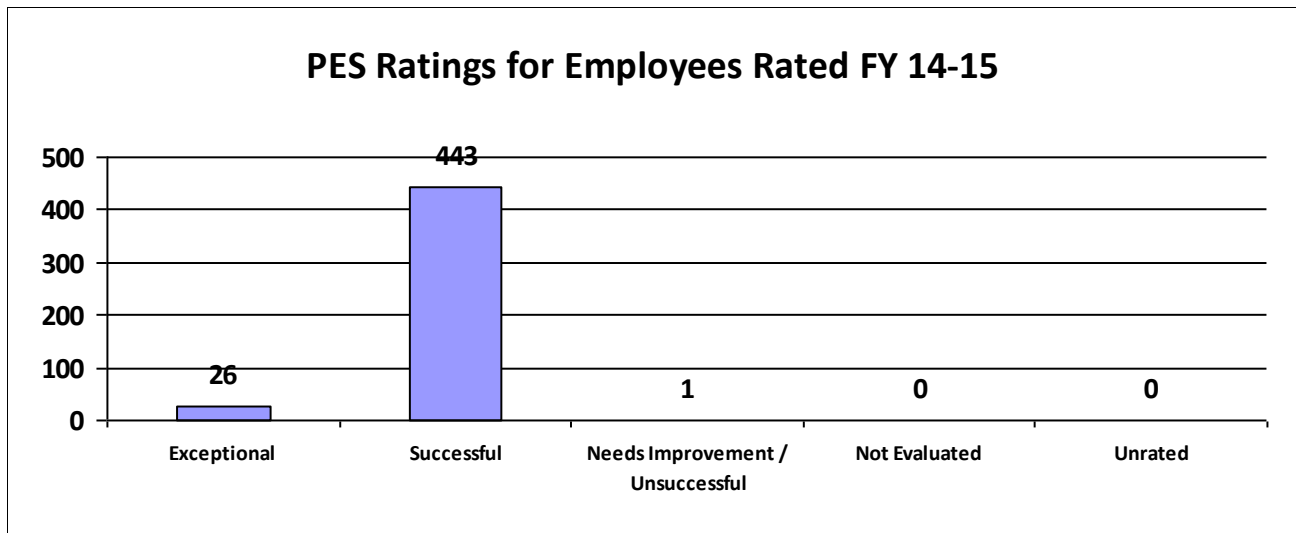
State of Louisiana

STATE CIVIL SERVICE

PES Annual Report - Fiscal Year 2014-2015

DEPARTMENT OF AGRICULTURE AND FORESTRY

Statistical Data (07/01/2014 - 06/30/2015)	
Number of employees that were rated.	470
Number of employees that were unrated.	0 (0.00%)



Information contained within this report reflects unaudited data provided directly to the Department of State Civil Service by each state agency. Inconsistencies found throughout the report may be attributed to personnel changes not properly reflected in the agency's human resources information system during the performance rating period.



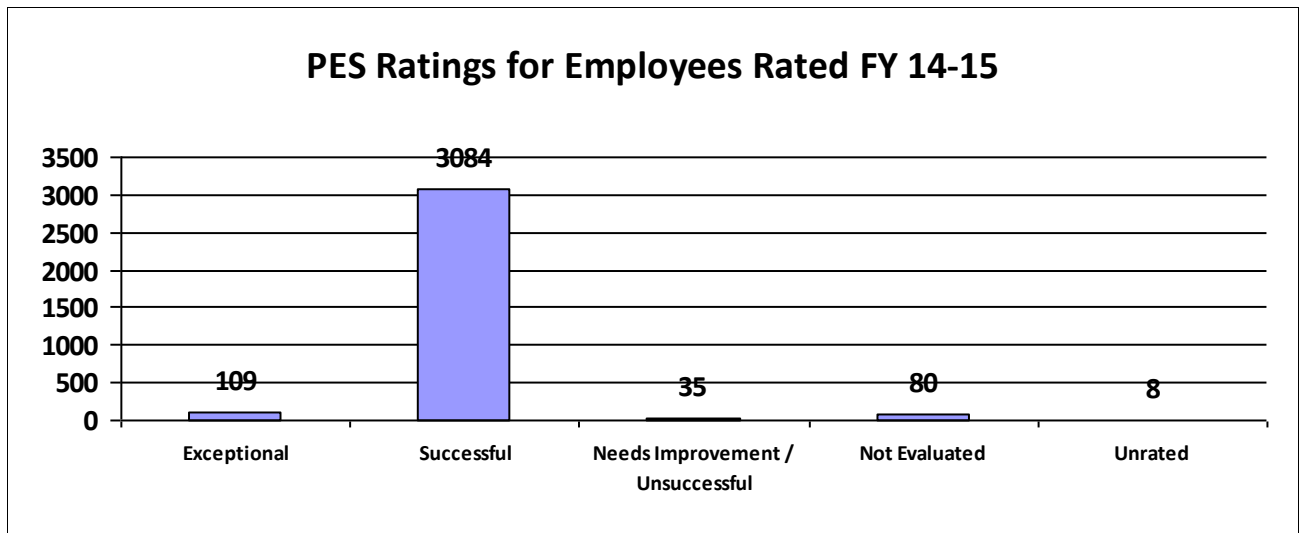
State of Louisiana

STATE CIVIL SERVICE

PES Annual Report - Fiscal Year 2014-2015

DEPARTMENT OF CHILDREN & FAMILY SERVICES

Statistical Data (07/01/2014 - 06/30/2015)	
Number of employees that were rated.	3,308
Number of employees that were unrated.	8 (0.24%)



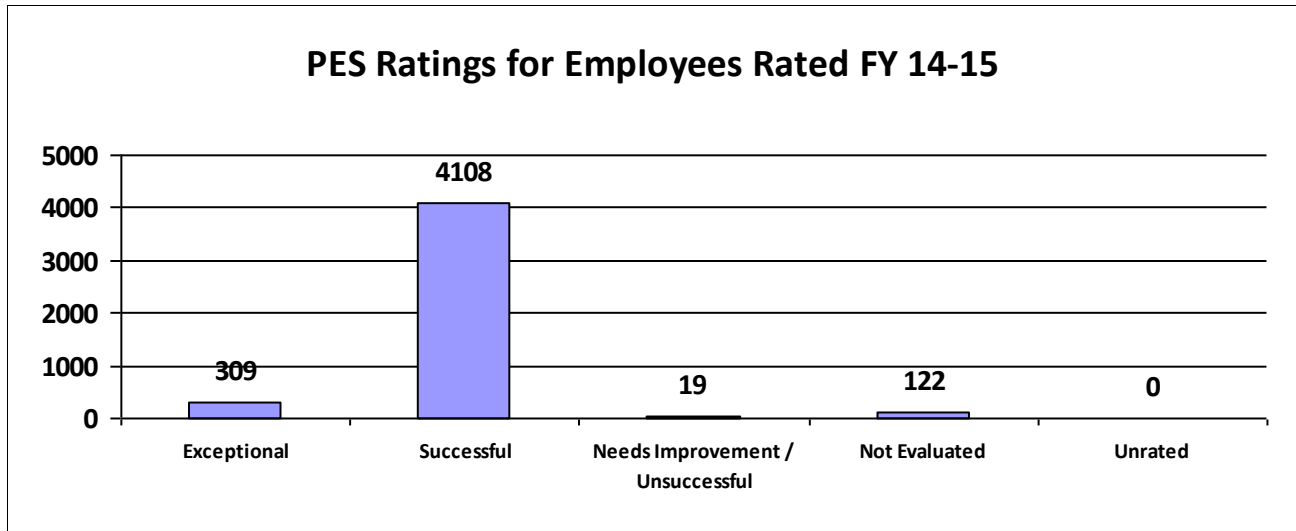
Information contained within this report reflects unaudited data provided directly to the Department of State Civil Service by each state agency. Inconsistencies found throughout the report may be attributed to personnel changes not properly reflected in the agency's human resources information system during the performance rating period.



State of Louisiana
STATE CIVIL SERVICE
PES Annual Report - Fiscal Year 2014-2015

DEPARTMENT OF CORRECTIONS

Statistical Data (07/01/2014 - 06/30/2015)	
Number of employees that were rated.	4,558
Number of employees that were unrated.	0 (0.00%)



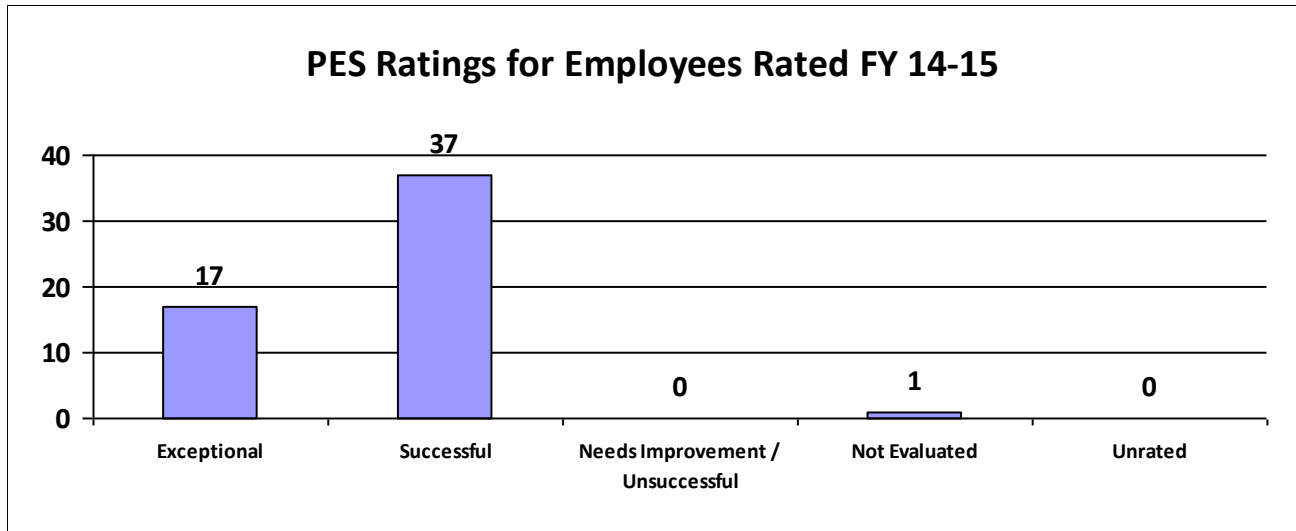
Information contained within this report reflects unaudited data provided directly to the Department of State Civil Service by each state agency. Inconsistencies found throughout the report may be attributed to personnel changes not properly reflected in the agency's human resources information system during the performance rating period.



State of Louisiana
STATE CIVIL SERVICE
PES Annual Report - Fiscal Year 2014-2015

DEPARTMENT OF ECONOMIC DEVELOPMENT

Statistical Data (07/01/2014 - 06/30/2015)	
Number of employees that were rated.	55
Number of employees that were unrated.	0 (0.00%)



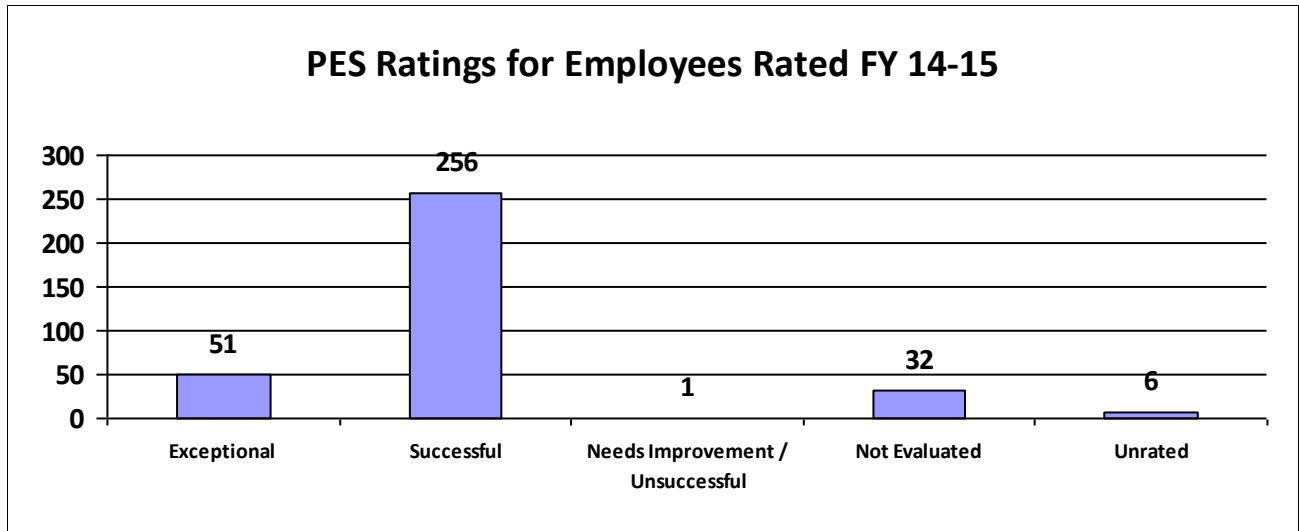
Information contained within this report reflects unaudited data provided directly to the Department of State Civil Service by each state agency. Inconsistencies found throughout the report may be attributed to personnel changes not properly reflected in the agency's human resources information system during the performance rating period.



State of Louisiana
STATE CIVIL SERVICE
PES Annual Report - Fiscal Year 2014-2015

DEPARTMENT OF EDUCATION

Statistical Data (07/01/2014 - 06/30/2015)	
Number of employees that were rated.	340
Number of employees that were unrated.	6 (1.76%)



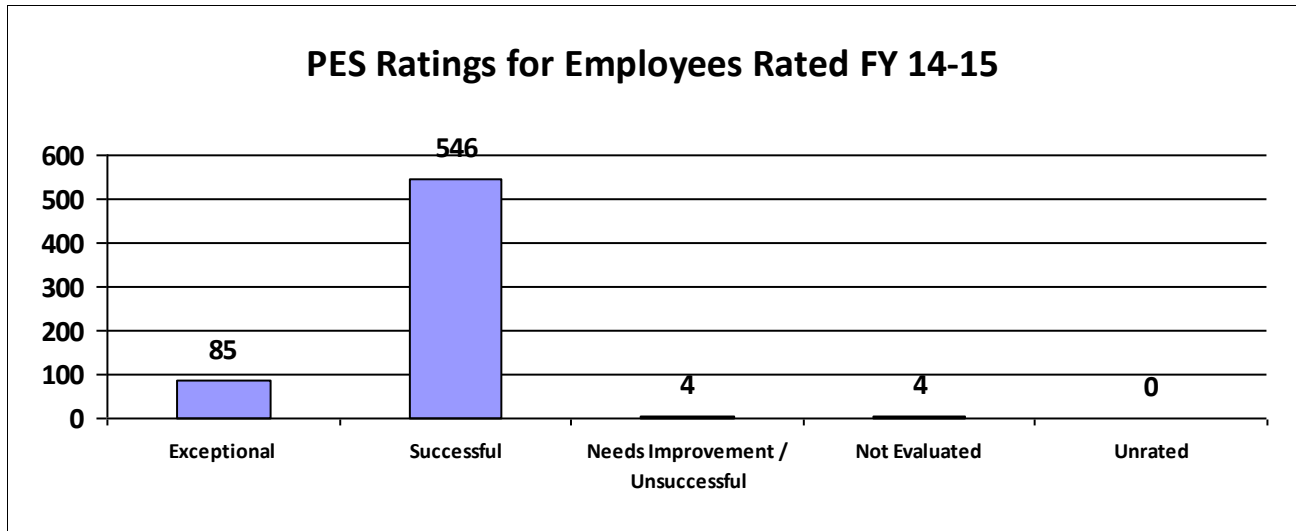
Information contained within this report reflects unaudited data provided directly to the Department of State Civil Service by each state agency. Inconsistencies found throughout the report may be attributed to personnel changes not properly reflected in the agency's human resources information system during the performance rating period.



State of Louisiana
STATE CIVIL SERVICE
PES Annual Report - Fiscal Year 2014-2015

DEPARTMENT OF ENVIRONMENTAL QUALITY

Statistical Data (07/01/2014 - 06/30/2015)	
Number of employees that were rated.	639
Number of employees that were unrated.	0 (0.00%)



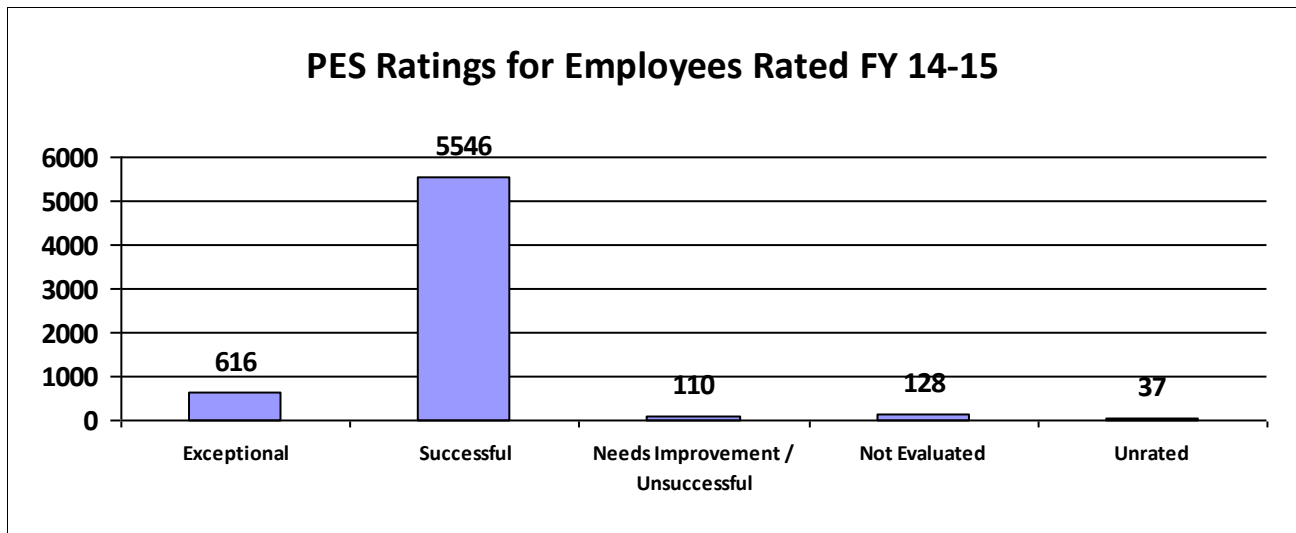
Information contained within this report reflects unaudited data provided directly to the Department of State Civil Service by each state agency. Inconsistencies found throughout the report may be attributed to personnel changes not properly reflected in the agency's human resources information system during the performance rating period.



State of Louisiana
STATE CIVIL SERVICE
PES Annual Report - Fiscal Year 2014-2015

DEPARTMENT OF HEALTH AND HOSPITALS

Statistical Data (07/01/2014 - 06/30/2015)	
Number of employees that were rated.	6,400
Number of employees that were unrated.	37 (0.58%)



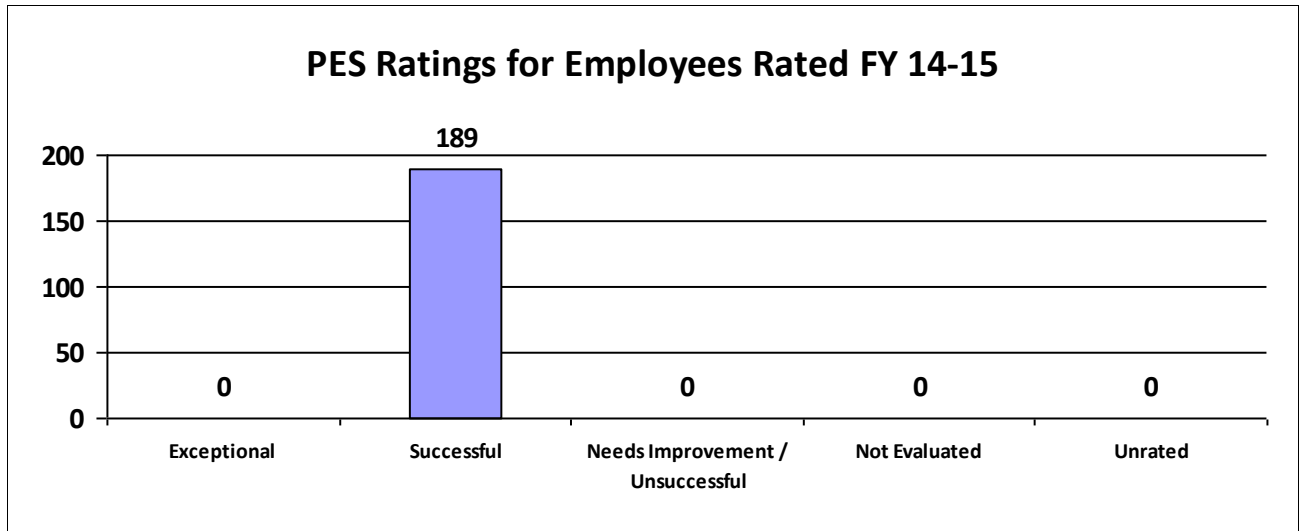
Information contained within this report reflects unaudited data provided directly to the Department of State Civil Service by each state agency. Inconsistencies found throughout the report may be attributed to personnel changes not properly reflected in the agency's human resources information system during the performance rating period.



State of Louisiana
STATE CIVIL SERVICE
PES Annual Report - Fiscal Year 2014-2015

DEPARTMENT OF INSURANCE

Statistical Data (07/01/2014 - 06/30/2015)	
Number of employees that were rated.	189
Number of employees that were unrated.	0 (0.00%)



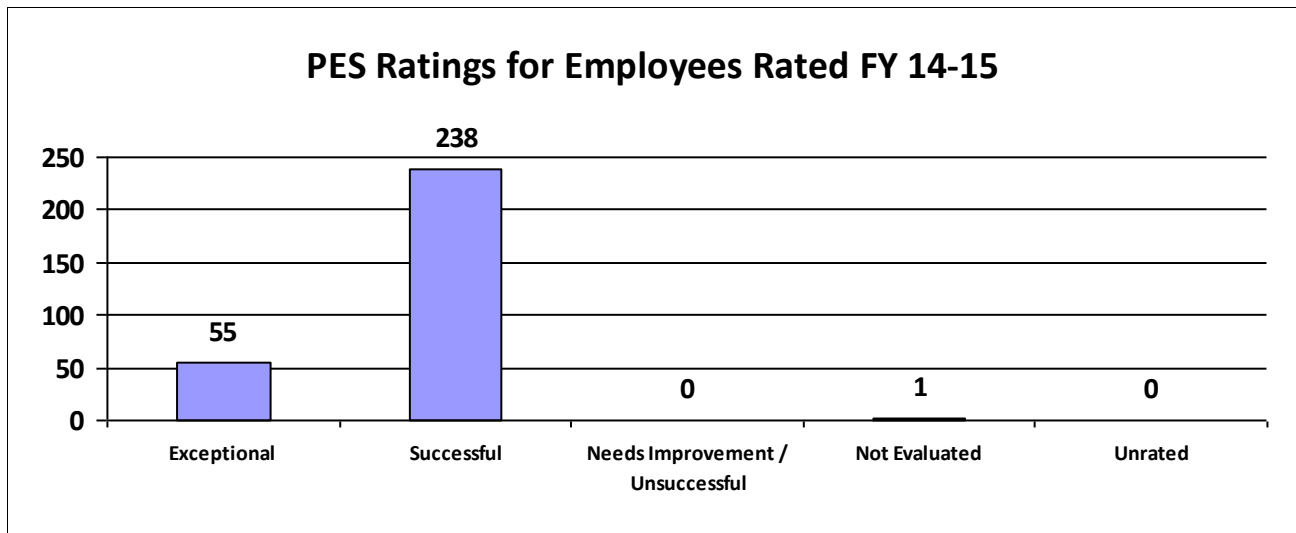
Information contained within this report reflects unaudited data provided directly to the Department of State Civil Service by each state agency. Inconsistencies found throughout the report may be attributed to personnel changes not properly reflected in the agency's human resources information system during the performance rating period.



State of Louisiana
STATE CIVIL SERVICE
PES Annual Report - Fiscal Year 2014-2015

DEPARTMENT OF NATURAL RESOURCES

Statistical Data (07/01/2014 - 06/30/2015)	
Number of employees that were rated.	294
Number of employees that were unrated.	0 (0.00%)



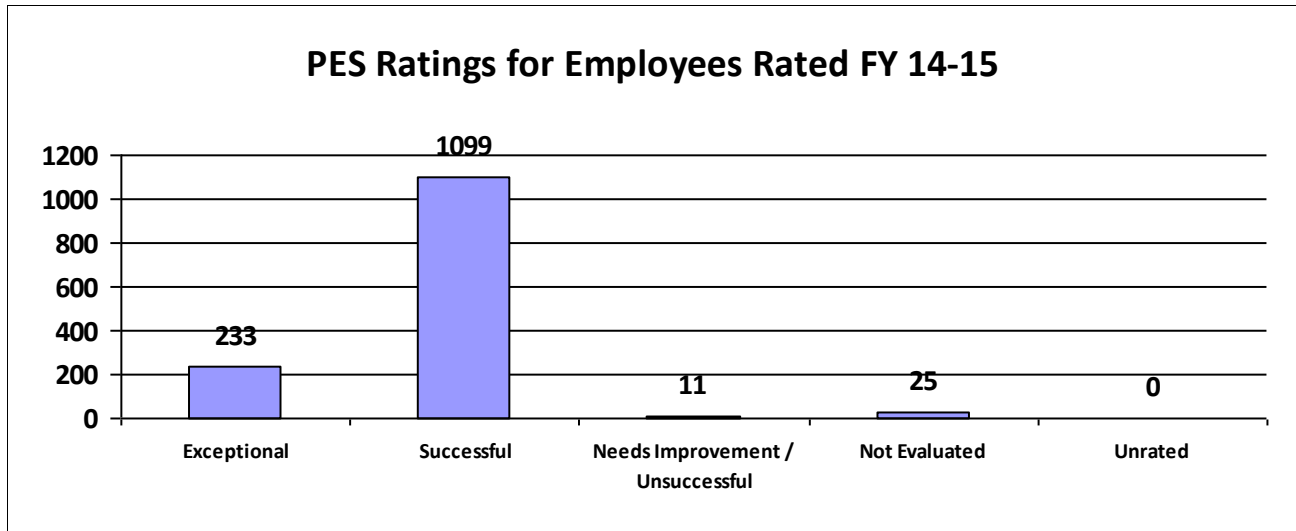
Information contained within this report reflects unaudited data provided directly to the Department of State Civil Service by each state agency. Inconsistencies found throughout the report may be attributed to personnel changes not properly reflected in the agency's human resources information system during the performance rating period.



State of Louisiana
STATE CIVIL SERVICE
PES Annual Report - Fiscal Year 2014-2015

DEPARTMENT OF PUBLIC SAFETY

Statistical Data (07/01/2014 - 06/30/2015)	
Number of employees that were rated.	1,368
Number of employees that were unrated.	0 (0.00%)



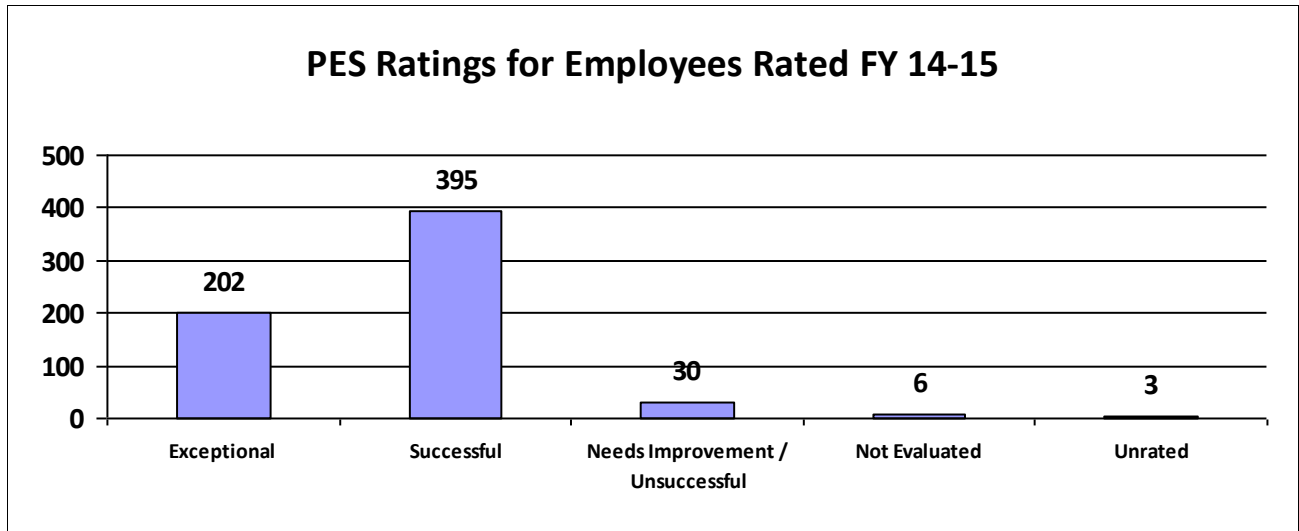
Information contained within this report reflects unaudited data provided directly to the Department of State Civil Service by each state agency. Inconsistencies found throughout the report may be attributed to personnel changes not properly reflected in the agency's human resources information system during the performance rating period.



State of Louisiana
STATE CIVIL SERVICE
PES Annual Report - Fiscal Year 2014-2015

DEPARTMENT OF REVENUE

Statistical Data (07/01/2014 - 06/30/2015)	
Number of employees that were rated.	633
Number of employees that were unrated.	3 (0.47%)



Information contained within this report reflects unaudited data provided directly to the Department of State Civil Service by each state agency. Inconsistencies found throughout the report may be attributed to personnel changes not properly reflected in the agency's human resources information system during the performance rating period.



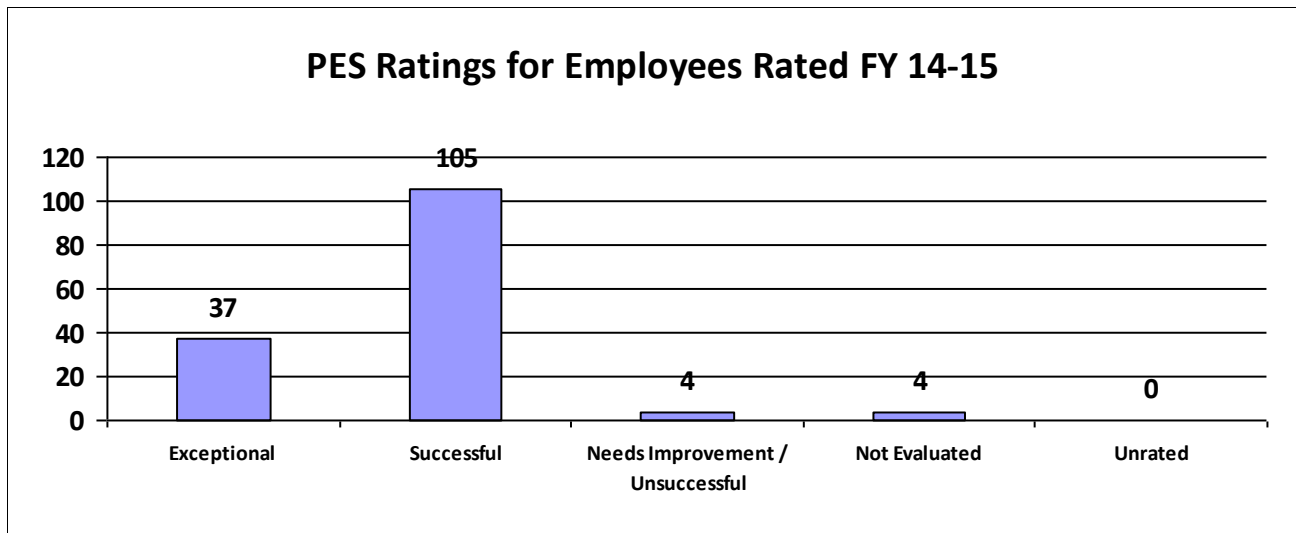
State of Louisiana

STATE CIVIL SERVICE

PES Annual Report - Fiscal Year 2014-2015

DEPARTMENT OF STATE CIVIL SERVICE AGENCIES

Statistical Data (07/01/2014 - 06/30/2015)	
Number of employees that were rated.	150
Number of employees that were unrated.	0 (0.00%)



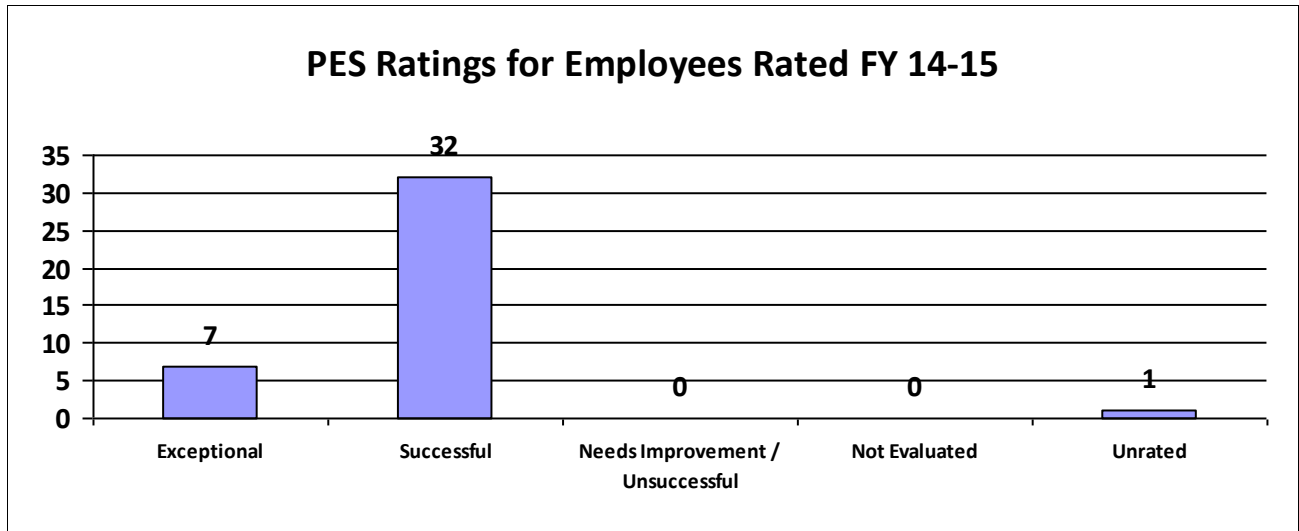
Information contained within this report reflects unaudited data provided directly to the Department of State Civil Service by each state agency. Inconsistencies found throughout the report may be attributed to personnel changes not properly reflected in the agency's human resources information system during the performance rating period.



State of Louisiana
STATE CIVIL SERVICE
PES Annual Report - Fiscal Year 2014-2015

DEPARTMENT OF TREASURY

Statistical Data (07/01/2014 - 06/30/2015)	
Number of employees that were rated.	39
Number of employees that were unrated.	1 (2.56%)



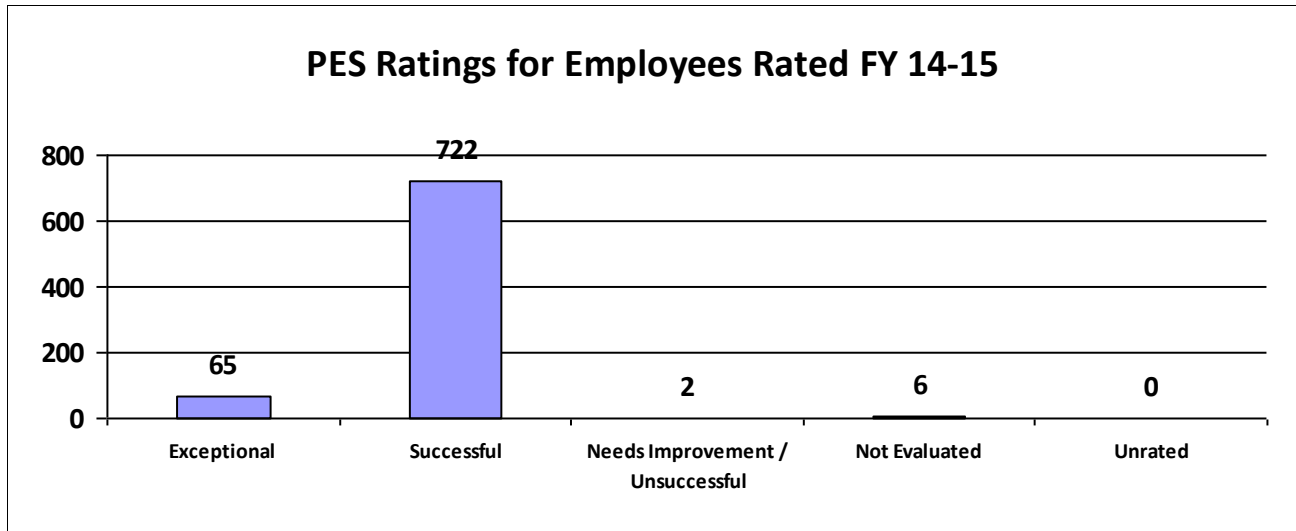
Information contained within this report reflects unaudited data provided directly to the Department of State Civil Service by each state agency. Inconsistencies found throughout the report may be attributed to personnel changes not properly reflected in the agency's human resources information system during the performance rating period.



State of Louisiana
STATE CIVIL SERVICE
PES Annual Report - Fiscal Year 2014-2015

DEPARTMENT OF WILDLIFE AND FISHERIES

Statistical Data (07/01/2014 - 06/30/2015)	
Number of employees that were rated.	795
Number of employees that were unrated.	0 (0.00%)



Information contained within this report reflects unaudited data provided directly to the Department of State Civil Service by each state agency. Inconsistencies found throughout the report may be attributed to personnel changes not properly reflected in the agency's human resources information system during the performance rating period.



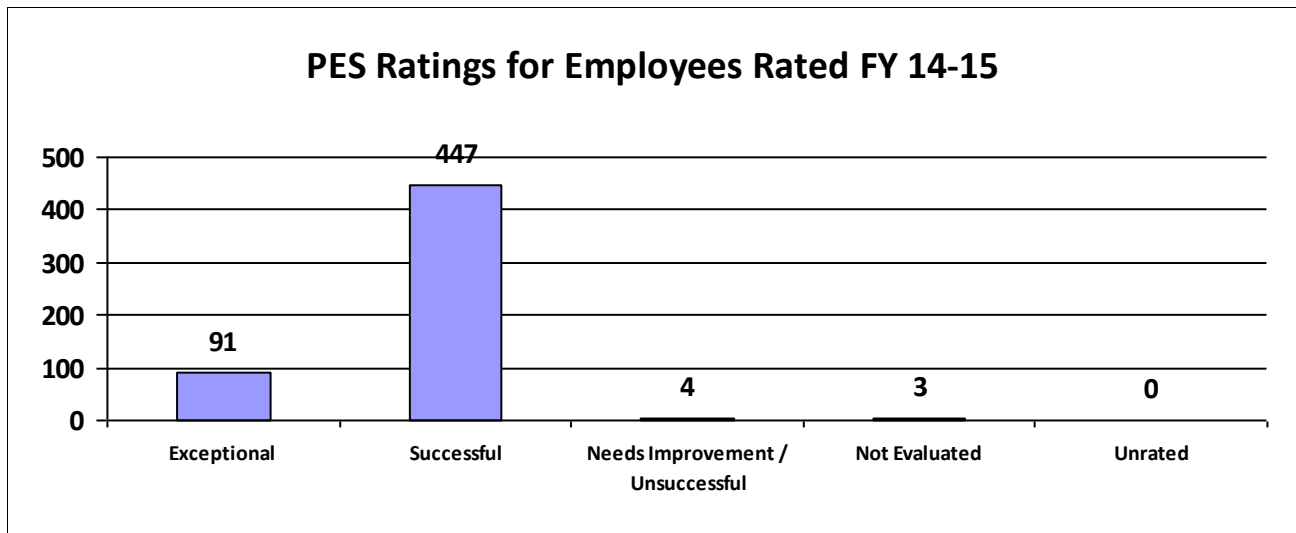
State of Louisiana

STATE CIVIL SERVICE

PES Annual Report - Fiscal Year 2014-2015

DEPT OF CULTURE, RECREATION AND TOURISM

Statistical Data (07/01/2014 - 06/30/2015)	
Number of employees that were rated.	545
Number of employees that were unrated.	0 (0.00%)



Information contained within this report reflects unaudited data provided directly to the Department of State Civil Service by each state agency. Inconsistencies found throughout the report may be attributed to personnel changes not properly reflected in the agency's human resources information system during the performance rating period.



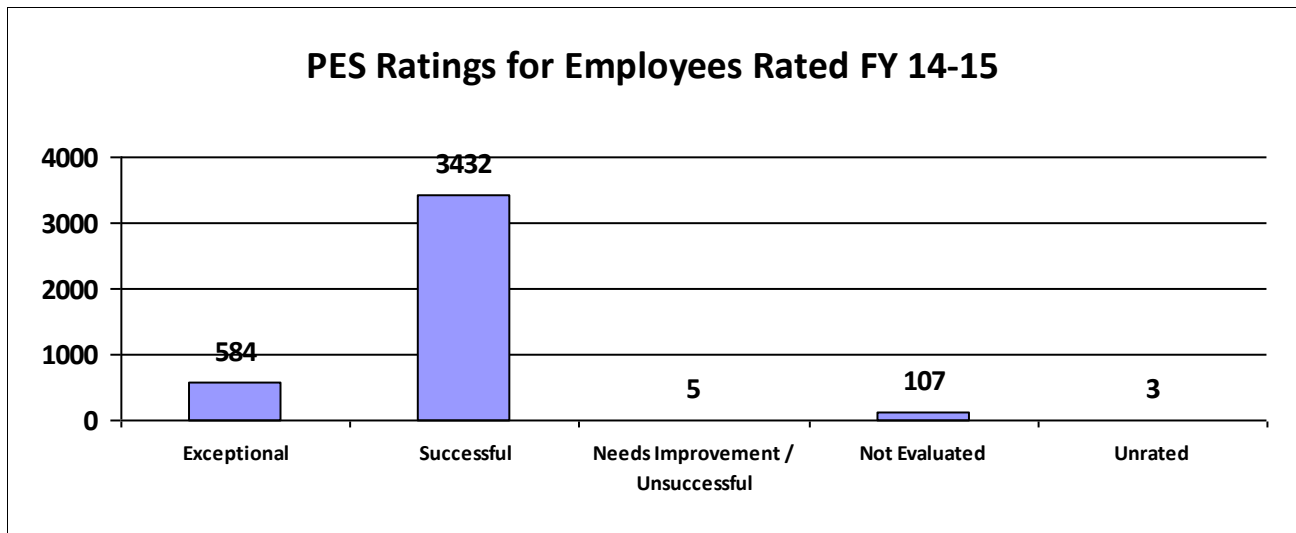
State of Louisiana

STATE CIVIL SERVICE

PES Annual Report - Fiscal Year 2014-2015

DEPT OF TRANSPORTATION AND DEVELOPMENT

Statistical Data (07/01/2014 - 06/30/2015)	
Number of employees that were rated.	4,128
Number of employees that were unrated.	3 (0.07%)



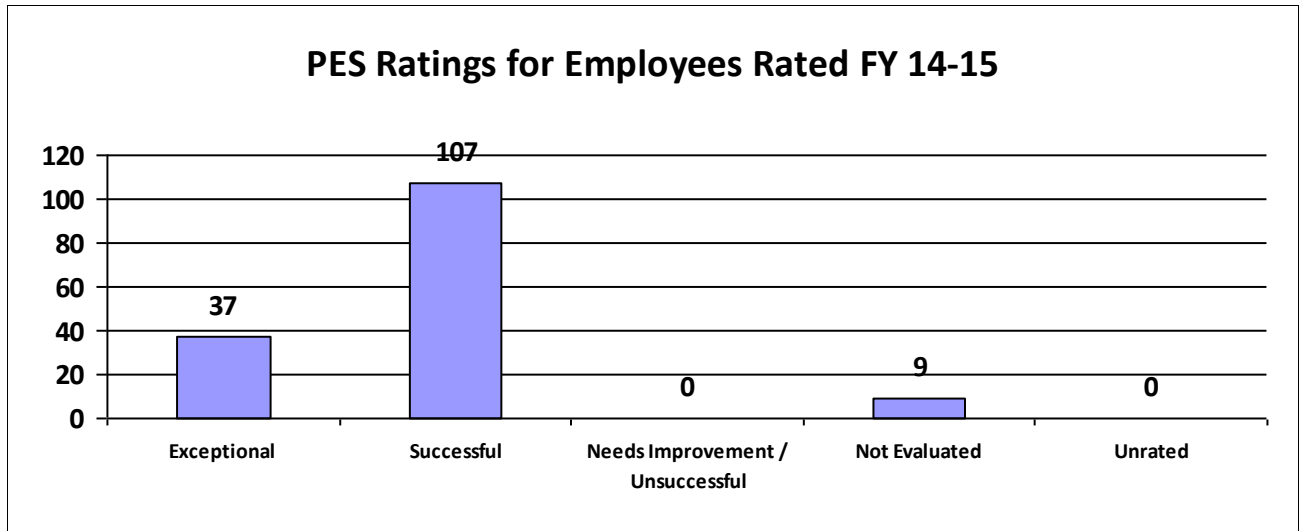
Information contained within this report reflects unaudited data provided directly to the Department of State Civil Service by each state agency. Inconsistencies found throughout the report may be attributed to personnel changes not properly reflected in the agency's human resources information system during the performance rating period.



State of Louisiana
STATE CIVIL SERVICE
PES Annual Report - Fiscal Year 2014-2015

DIVISION OF ADMINISTRATION

Statistical Data (07/01/2014 - 06/30/2015)	
Number of employees that were rated.	153
Number of employees that were unrated.	0 (0.00%)



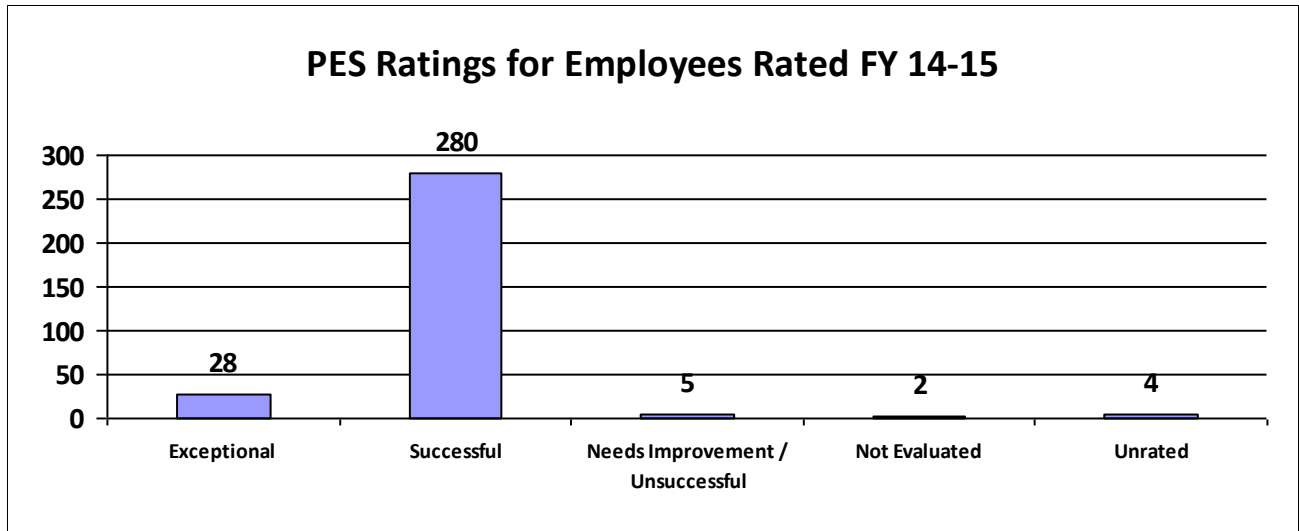
Information contained within this report reflects unaudited data provided directly to the Department of State Civil Service by each state agency. Inconsistencies found throughout the report may be attributed to personnel changes not properly reflected in the agency's human resources information system during the performance rating period.



State of Louisiana
STATE CIVIL SERVICE
PES Annual Report - Fiscal Year 2014-2015

EDUCATION - OTHER

Statistical Data (07/01/2014 - 06/30/2015)	
Number of employees that were rated.	315
Number of employees that were unrated.	4 (1.27%)



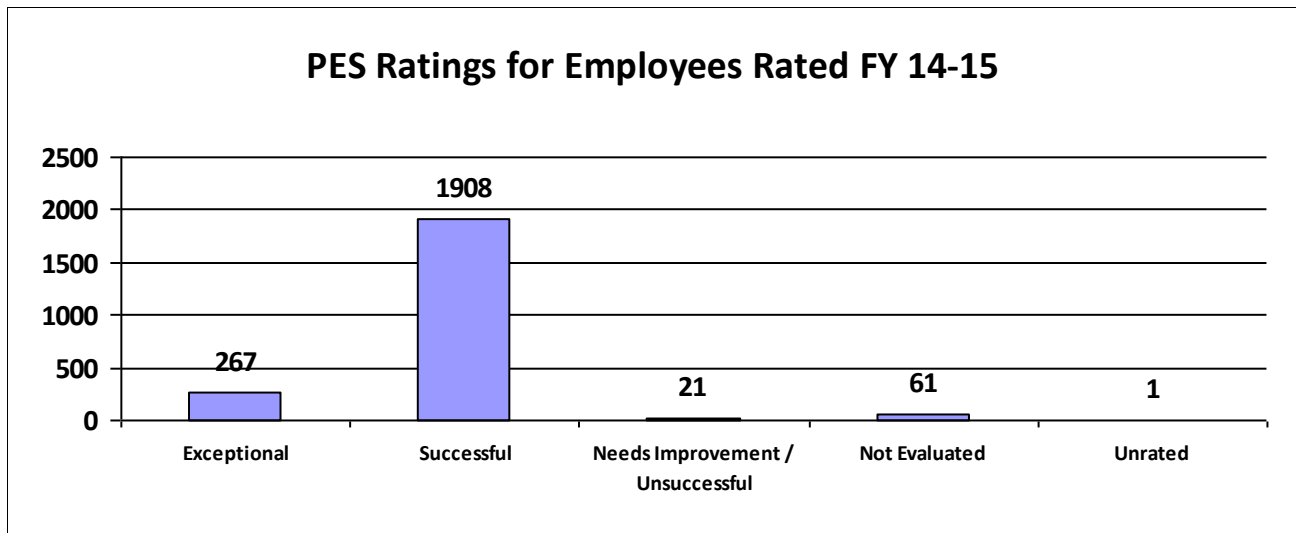
Information contained within this report reflects unaudited data provided directly to the Department of State Civil Service by each state agency. Inconsistencies found throughout the report may be attributed to personnel changes not properly reflected in the agency's human resources information system during the performance rating period.



State of Louisiana
STATE CIVIL SERVICE
PES Annual Report - Fiscal Year 2014-2015

EXECUTIVE DEPARTMENT / BOARDS

Statistical Data (07/01/2014 - 06/30/2015)	
Number of employees that were rated.	2,257
Number of employees that were unrated.	1 (0.04%)



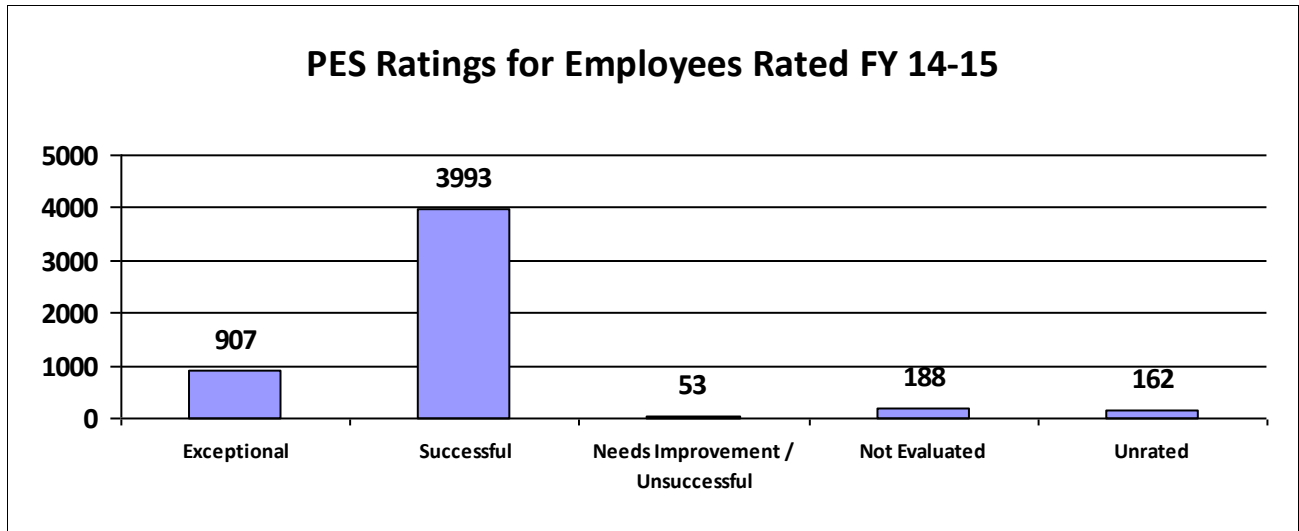
Information contained within this report reflects unaudited data provided directly to the Department of State Civil Service by each state agency. Inconsistencies found throughout the report may be attributed to personnel changes not properly reflected in the agency's human resources information system during the performance rating period.



State of Louisiana
STATE CIVIL SERVICE
PES Annual Report - Fiscal Year 2014-2015

HIGHER EDUCATION

Statistical Data (07/01/2014 - 06/30/2015)	
Number of employees that were rated.	5,141
Number of employees that were unrated.	162 (3.15%)



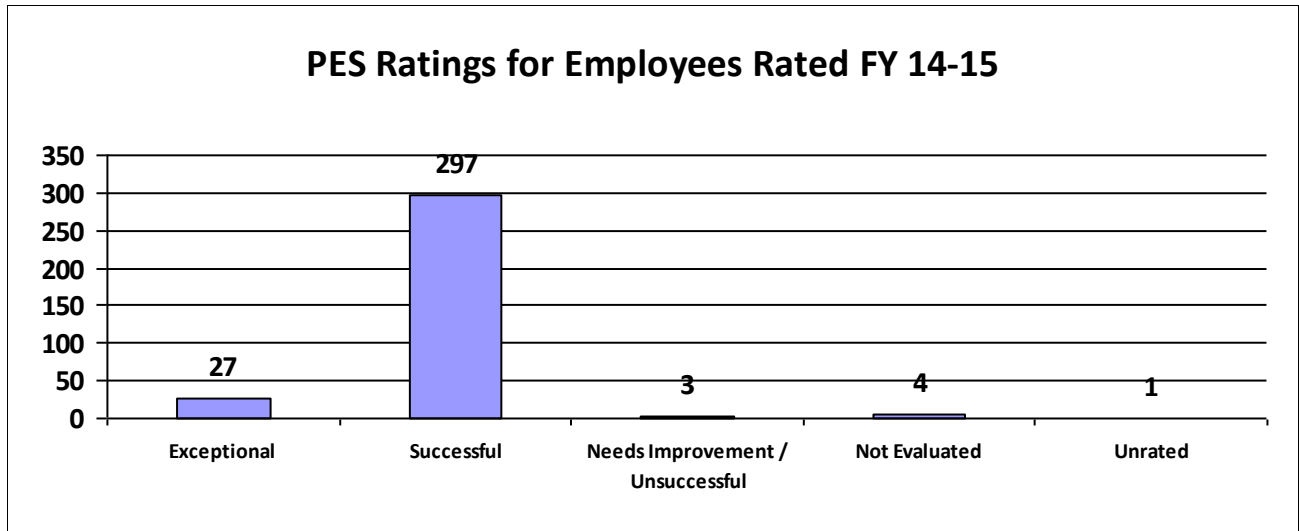
Information contained within this report reflects unaudited data provided directly to the Department of State Civil Service by each state agency. Inconsistencies found throughout the report may be attributed to personnel changes not properly reflected in the agency's human resources information system during the performance rating period.



State of Louisiana
STATE CIVIL SERVICE
PES Annual Report - Fiscal Year 2014-2015

HOUSING AUTHORITIES

Statistical Data (07/01/2014 - 06/30/2015)	
Number of employees that were rated.	331
Number of employees that were unrated.	1 (0.30%)



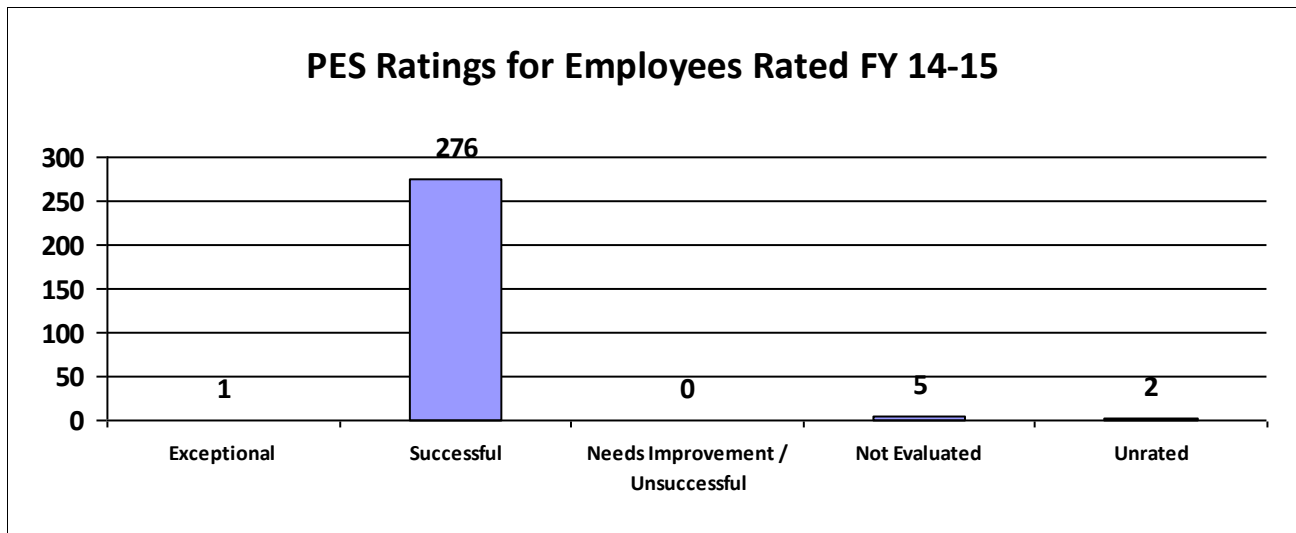
Information contained within this report reflects unaudited data provided directly to the Department of State Civil Service by each state agency. Inconsistencies found throughout the report may be attributed to personnel changes not properly reflected in the agency's human resources information system during the performance rating period.



State of Louisiana
STATE CIVIL SERVICE
PES Annual Report - Fiscal Year 2014-2015

LOUISIANA HEALTH CARE SERVICES DIVISION

Statistical Data (07/01/2014 - 06/30/2015)	
Number of employees that were rated.	282
Number of employees that were unrated.	2 (0.71%)



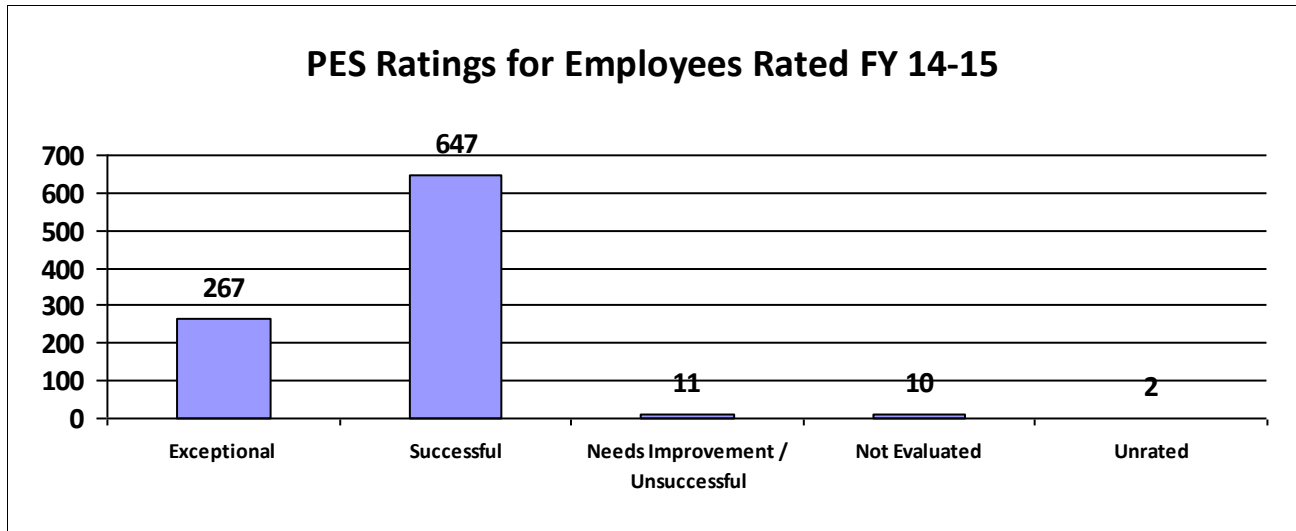
Information contained within this report reflects unaudited data provided directly to the Department of State Civil Service by each state agency. Inconsistencies found throughout the report may be attributed to personnel changes not properly reflected in the agency's human resources information system during the performance rating period.



State of Louisiana
STATE CIVIL SERVICE
PES Annual Report - Fiscal Year 2014-2015

LOUISIANA WORKFORCE COMMISSION

Statistical Data (07/01/2014 - 06/30/2015)	
Number of employees that were rated.	935
Number of employees that were unrated.	2 (0.21%)



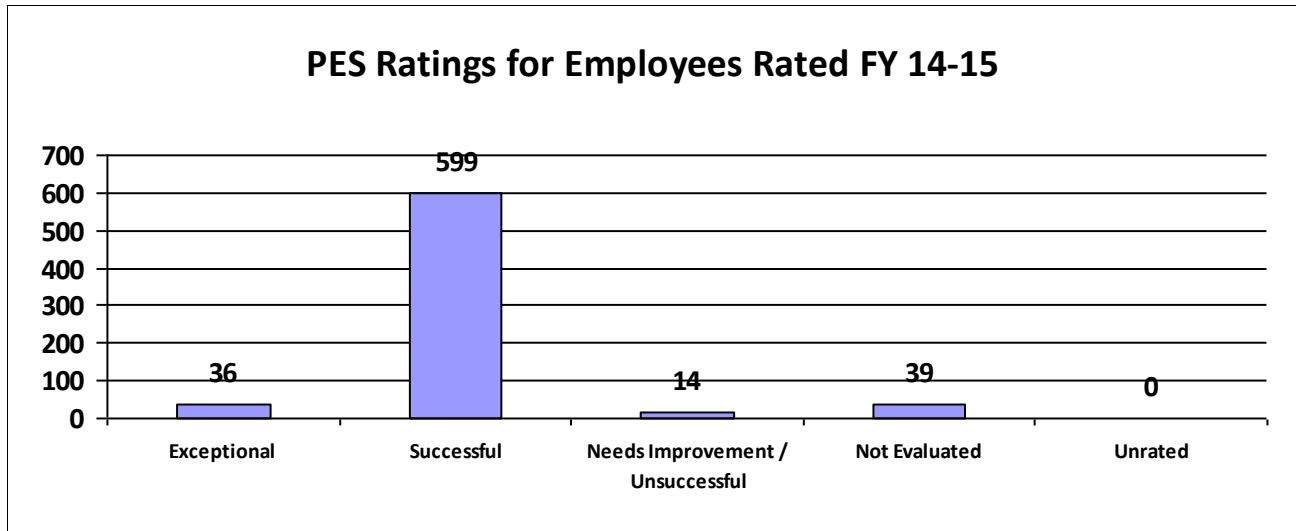
Information contained within this report reflects unaudited data provided directly to the Department of State Civil Service by each state agency. Inconsistencies found throughout the report may be attributed to personnel changes not properly reflected in the agency's human resources information system during the performance rating period.



State of Louisiana
STATE CIVIL SERVICE
PES Annual Report - Fiscal Year 2014-2015

OFFICE OF JUVENILE JUSTICE

Statistical Data (07/01/2014 - 06/30/2015)	
Number of employees that were rated.	688
Number of employees that were unrated.	0 (0.00%)



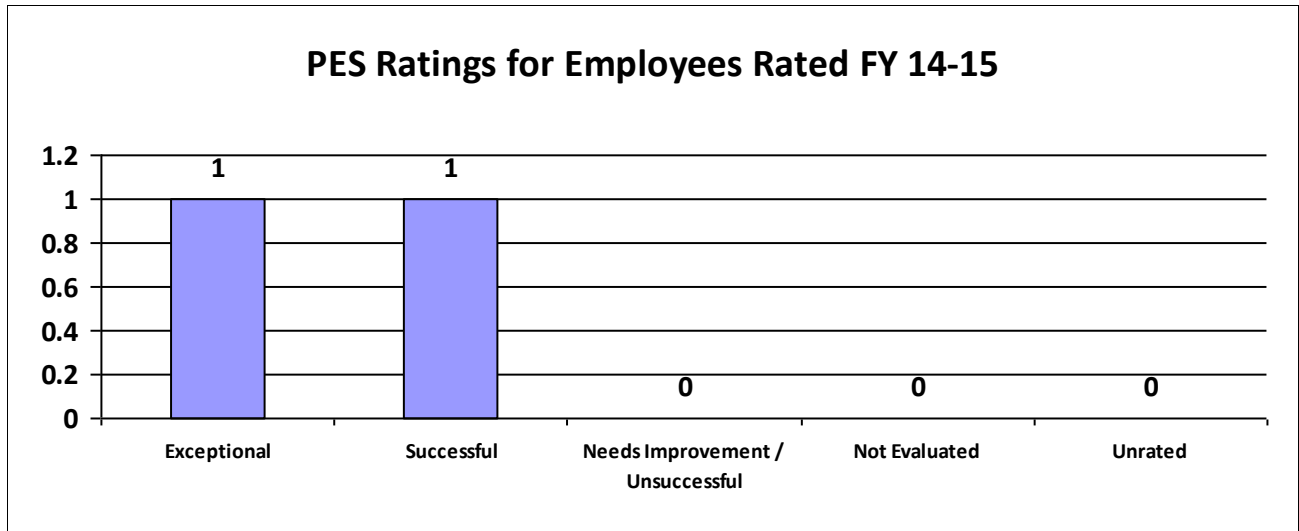
Information contained within this report reflects unaudited data provided directly to the Department of State Civil Service by each state agency. Inconsistencies found throughout the report may be attributed to personnel changes not properly reflected in the agency's human resources information system during the performance rating period.



State of Louisiana
STATE CIVIL SERVICE
PES Annual Report - Fiscal Year 2014-2015

OFFICE OF THE LIEUTENANT GOVERNOR

Statistical Data (07/01/2014 - 06/30/2015)	
Number of employees that were rated.	2
Number of employees that were unrated.	0 (0.00%)



Information contained within this report reflects unaudited data provided directly to the Department of State Civil Service by each state agency. Inconsistencies found throughout the report may be attributed to personnel changes not properly reflected in the agency's human resources information system during the performance rating period.



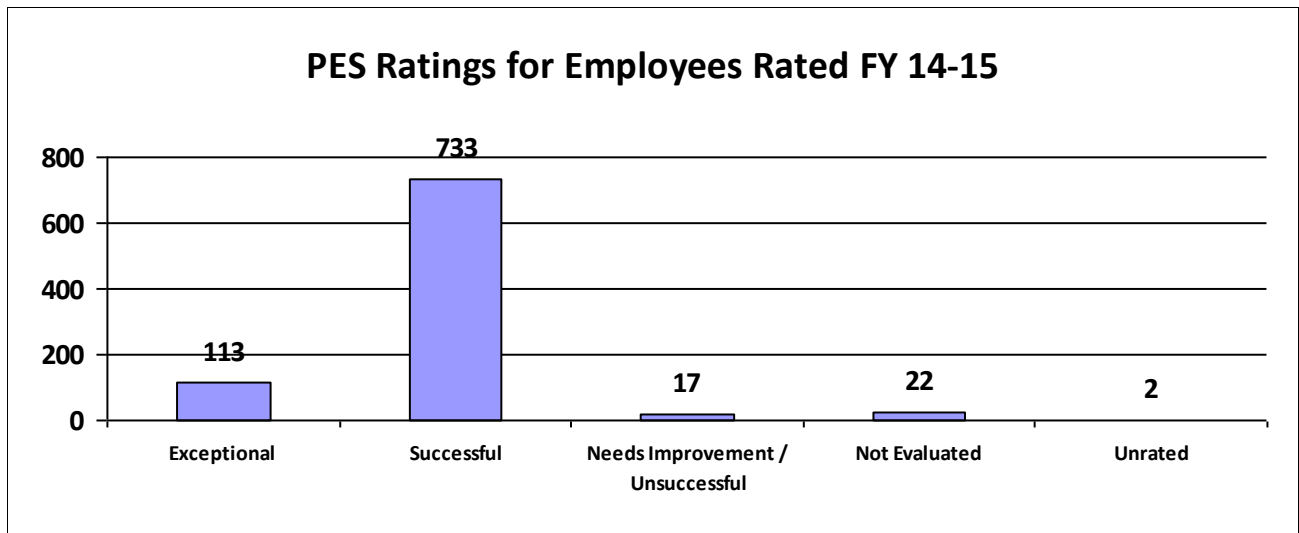
State of Louisiana

STATE CIVIL SERVICE

PES Annual Report - Fiscal Year 2014-2015

PORTS, LEVEE BOARDS, FRESH WATER DISTRICTS

Statistical Data (07/01/2014 - 06/30/2015)	
Number of employees that were rated.	885
Number of employees that were unrated.	2 (0.23%)



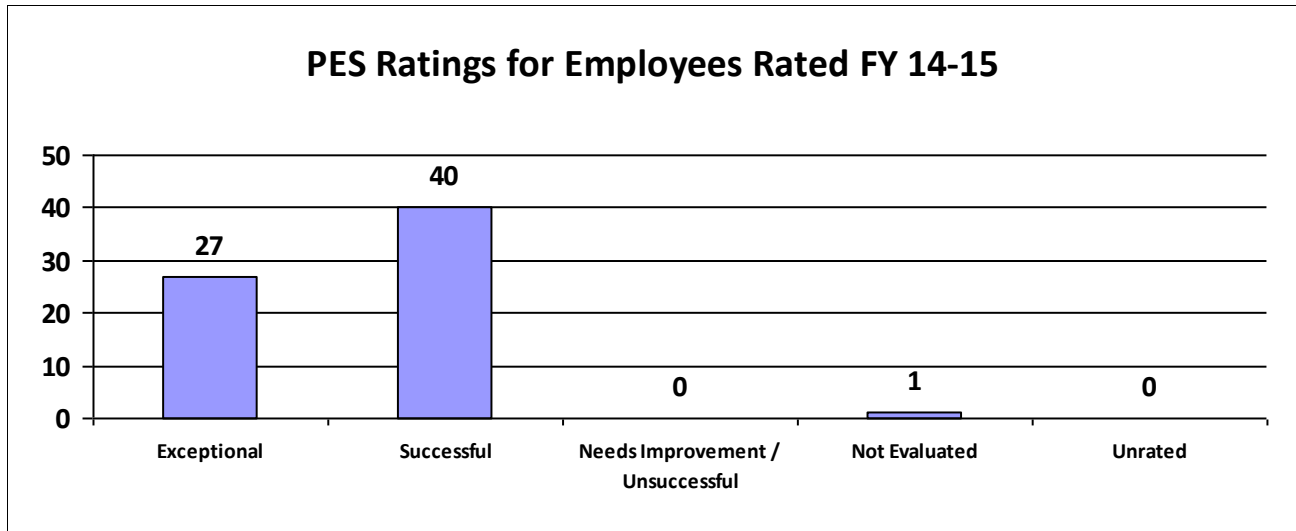
Information contained within this report reflects unaudited data provided directly to the Department of State Civil Service by each state agency. Inconsistencies found throughout the report may be attributed to personnel changes not properly reflected in the agency's human resources information system during the performance rating period.



State of Louisiana
STATE CIVIL SERVICE
PES Annual Report - Fiscal Year 2014-2015

PUBLIC SERVICE COMMISSION

Statistical Data (07/01/2014 - 06/30/2015)	
Number of employees that were rated.	68
Number of employees that were unrated.	0 (0.00%)



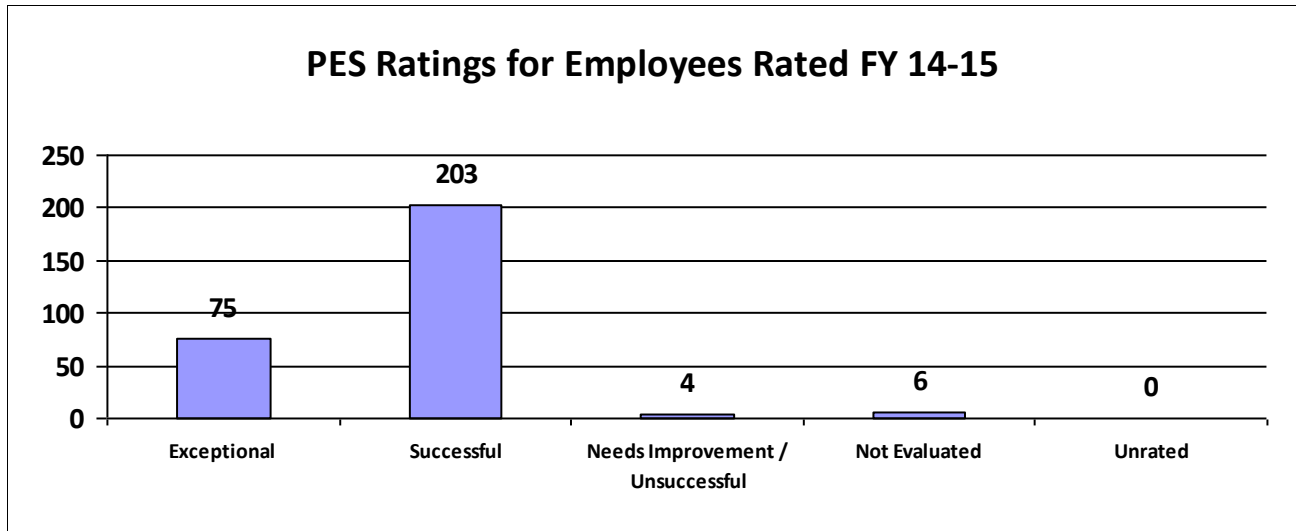
Information contained within this report reflects unaudited data provided directly to the Department of State Civil Service by each state agency. Inconsistencies found throughout the report may be attributed to personnel changes not properly reflected in the agency's human resources information system during the performance rating period.



State of Louisiana
STATE CIVIL SERVICE
PES Annual Report - Fiscal Year 2014-2015

RETIREMENT SYSTEMS

Statistical Data (07/01/2014 - 06/30/2015)	
Number of employees that were rated.	288
Number of employees that were unrated.	0 (0.00%)



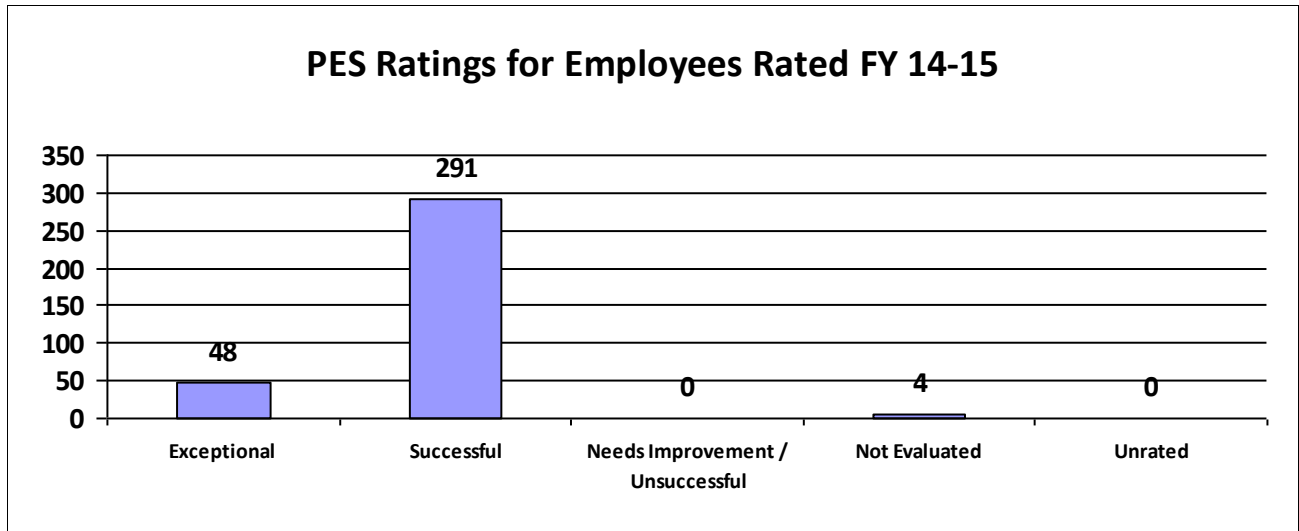
Information contained within this report reflects unaudited data provided directly to the Department of State Civil Service by each state agency. Inconsistencies found throughout the report may be attributed to personnel changes not properly reflected in the agency's human resources information system during the performance rating period.



State of Louisiana
STATE CIVIL SERVICE
PES Annual Report - Fiscal Year 2014-2015

SECRETARY OF STATE

Statistical Data (07/01/2014 - 06/30/2015)	
Number of employees that were rated.	343
Number of employees that were unrated.	0 (0.00%)



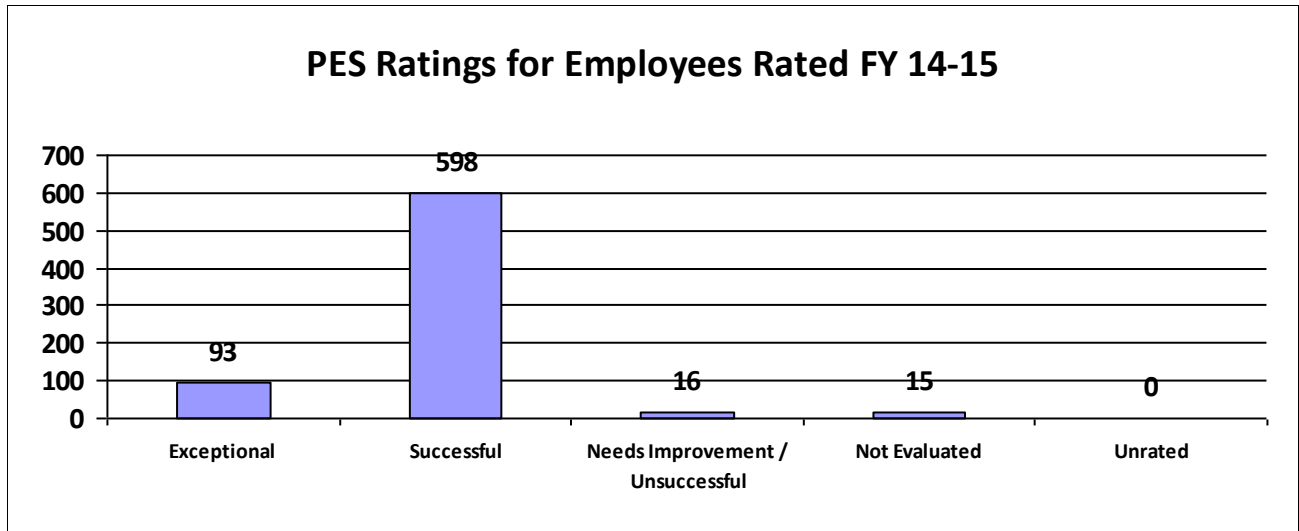
Information contained within this report reflects unaudited data provided directly to the Department of State Civil Service by each state agency. Inconsistencies found throughout the report may be attributed to personnel changes not properly reflected in the agency's human resources information system during the performance rating period.



State of Louisiana
STATE CIVIL SERVICE
PES Annual Report - Fiscal Year 2014-2015

VETERANS AFFAIRS

Statistical Data (07/01/2014 - 06/30/2015)	
Number of employees that were rated.	722
Number of employees that were unrated.	0 (0.00%)



Information contained within this report reflects unaudited data provided directly to the Department of State Civil Service by each state agency. Inconsistencies found throughout the report may be attributed to personnel changes not properly reflected in the agency's human resources information system during the performance rating period.

Reporting Agencies for Year 2014-2015

Major Department	Personnel Area	Pers Area Name
CIVIL SERVICE AGENCIES	0560	CS-State Civil Service
CIVIL SERVICE AGENCIES	0561	CS-Municipal Fire Police
CIVIL SERVICE AGENCIES	0562	CS-Ethics Administration
CIVIL SERVICE AGENCIES	0565	CS-Board of Tax Appeals
DEPARTMENT OF AGRICULTURE AND FORESTRY	0160	DAF-Agriculture & Forestry
DEPARTMENT OF CHILDREN & FAMILY SERVICES	0360	DCFS-Off of Children & Family Services
DEPARTMENT OF CORRECTIONS	0400	DOC-Administration
DEPARTMENT OF CORRECTIONS	0402	DOC-La State Penitentiary
DEPARTMENT OF CORRECTIONS	0405	DOC-Avoyelles Correctional Ctr
DEPARTMENT OF CORRECTIONS	0406	DOC-La Correctional Inst Women
DEPARTMENT OF CORRECTIONS	0409	DOC-Dixon Correctional Inst
DEPARTMENT OF CORRECTIONS	0413	DOC-Elayn Hunt Correction Ctr
DEPARTMENT OF CORRECTIONS	0414	DOC-David Wade Correction Ctr
DEPARTMENT OF CORRECTIONS	0415	DOC-Adult Probation and Parole
DEPARTMENT OF CORRECTIONS	0416	DOC-Rayburn Correctional Ctr
DEPARTMENT OF CORRECTIONS	0811	DOC-Prison Enterprises
DEPARTMENT OF ECONOMIC DEVELOPMENT	0251	DED-Off of the Secretary
DEPARTMENT OF EDUCATION	0666	SSC-Bd Elem & Secondary Edu
DEPARTMENT OF EDUCATION	0678	DOE-State Activities
DEPARTMENT OF ENVIRONMENTAL QUALITY	0850	DEQ-Office of the Secretary
DEPARTMENT OF ENVIRONMENTAL QUALITY	0851	DEQ-Environmental Compliance
DEPARTMENT OF ENVIRONMENTAL QUALITY	0852	DEQ-Environmental Services
DEPARTMENT OF ENVIRONMENTAL QUALITY	0855	DEQ-Off of Mgt & Finance
DEPARTMENT OF HEALTH AND HOSPITALS	0300	DHH-Jeff Parish Human Srv Auth
DEPARTMENT OF HEALTH AND HOSPITALS	0301	DHH-FI Parishes Human Srv Auth
DEPARTMENT OF HEALTH AND HOSPITALS	0302	DHH-Capital Area Human Svc Dst
DEPARTMENT OF HEALTH AND HOSPITALS	0303	DHH-Developml Disabilities Cn
DEPARTMENT OF HEALTH AND HOSPITALS	N304	DHH-Metropolitan Human Svc Dst
DEPARTMENT OF HEALTH AND HOSPITALS	0305	DHH-Medical Vendor Admin
DEPARTMENT OF HEALTH AND HOSPITALS	0307	DHH-Office of Secretary
DEPARTMENT OF HEALTH AND HOSPITALS	0309	DHH-S Ctrl LA Human Ser Auth
DEPARTMENT OF HEALTH AND HOSPITALS	0310	DHH-NE Delta Human Svc Auth
DEPARTMENT OF HEALTH AND HOSPITALS	0320	DHH-Aging and Adult Services
DEPARTMENT OF HEALTH AND HOSPITALS	0324	DHH-LA Emergency Response Net
DEPARTMENT OF HEALTH AND HOSPITALS	0325	DHH-Acadiana Area Hman Svc Dst
DEPARTMENT OF HEALTH AND HOSPITALS	0326	DHH-Office of Public Health
DEPARTMENT OF HEALTH AND HOSPITALS	0330	DHH-Off of Behavioral Health
DEPARTMENT OF HEALTH AND HOSPITALS	0340	DHH-Off for Citizen w/ Dev Dis
DEPARTMENT OF HEALTH AND HOSPITALS	0375	DHH-Imperial Calc Hum Svc Auth
DEPARTMENT OF HEALTH AND HOSPITALS	0376	DHH-Central LA Hum Svc Dist
DEPARTMENT OF HEALTH AND HOSPITALS	0377	DHH-NW LA Hum Svcs District
DEPARTMENT OF HEALTH AND HOSPITALS	0B13	Med Examrs La St Bd /DHH
DEPARTMENT OF HEALTH AND HOSPITALS	0B19	Radiology La St Bd /DHH
DEPARTMENT OF HEALTH AND HOSPITALS	0B41	Pharmacy La Bd Of /DHH
DEPARTMENT OF INSURANCE	0165	DOI-Commissioner of Insurance

PES Annual Report 2015
Agencies Who Did Report

Major Department	Personnel Area	Pers Area Name
DEPARTMENT OF NATURAL RESOURCES	0431	DNR-Office of the Secretary
DEPARTMENT OF NATURAL RESOURCES	0432	DNR-Office of Conservation
DEPARTMENT OF NATURAL RESOURCES	0434	DNR-Off of Mineral Resources
DEPARTMENT OF NATURAL RESOURCES	0435	DNR-Off of Coastal Restoration
DEPARTMENT OF PUBLIC SAFETY	0418	DPS-Office of Mgt and Finance
DEPARTMENT OF PUBLIC SAFETY	0419	DPS-Office of State Police
DEPARTMENT OF PUBLIC SAFETY	0420	DPS-Office of Motor Vehicles
DEPARTMENT OF PUBLIC SAFETY	0422	DPS-Off of State Fire Marshall
DEPARTMENT OF PUBLIC SAFETY	0423	DPS-La Gaming Control Board
DEPARTMENT OF PUBLIC SAFETY	0424	DPS-Liquefied Petrol Gas Comm
DEPARTMENT OF PUBLIC SAFETY	0425	DPS-La Highway Safety Comm
DEPARTMENT OF PUBLIC SAFETY	0A91	Private Investigator Examiners
DEPARTMENT OF REVENUE	0440	DOR-Office of Revenue
DEPARTMENT OF REVENUE	0A40	Tax Free Shopping Commission
DEPARTMENT OF TREASURY	0147	STO-State Treasurer
DEPARTMENT OF WILDLIFE AND FISHERIES	0511	WLF-Off of Mgt & Finance
DEPARTMENT OF WILDLIFE AND FISHERIES	0512	WLF-Off of Secretary
DEPARTMENT OF WILDLIFE AND FISHERIES	0513	WLF-Office of Wildlife
DEPARTMENT OF WILDLIFE AND FISHERIES	0514	WLF-Office of Fisheries
DEPT OF CULTURE, RECREATION AND TOURISM	0261	CRT-Off of the Secretary
DEPT OF CULTURE, RECREATION AND TOURISM	0262	CRT-Off of the State Library
DEPT OF CULTURE, RECREATION AND TOURISM	0263	CRT-Off of State Museum
DEPT OF CULTURE, RECREATION AND TOURISM	0264	CRT-Office of State Parks
DEPT OF CULTURE, RECREATION AND TOURISM	0265	CRT-Off of Cultural Dev
DEPT OF CULTURE, RECREATION AND TOURISM	0267	CRT-Off of Tourism
DEPT OF TRANSPORTATION AND DEVELOPMENT	0273	DOTD-Administration
DEPT OF TRANSPORTATION AND DEVELOPMENT	0276	DOTD-Engineering & Operations
DEPT OF TRANSPORTATION AND DEVELOPMENT	0A90	Bd of Reg Prof Eng & Land Surv
DEPT OF TRANSPORTATION AND DEVELOPMENT	N813	DOTD-Sabine River Authority
EDUCATION - OTHER	0653	SSC-La Schools for Deaf & Visually Imprd
EDUCATION - OTHER	0655	SSC-La Special Education Ctr
EDUCATION - OTHER	0662	SSC-La Educational TV Author
EDUCATION - OTHER	0673	SSC-N O Ctr for Creative Arts
EXECUTIVE DEPARTMENT	0102	Gov-Office of Inspector Gen
EXECUTIVE DEPARTMENT	0103	Gov-Mental Health Advocacy Ser
EXECUTIVE DEPARTMENT	0106	DOA-Louisiana Tax Commission
EXECUTIVE DEPARTMENT	0107	Gov-Div of Administration
EXECUTIVE DEPARTMENT	0109	GOV-Coast Prot & Restor Auth
EXECUTIVE DEPARTMENT	0129	Gov-La Comm Law Enforce Adm CJ
EXECUTIVE DEPARTMENT	0133	Gov-Office of Elderly Affairs
EXECUTIVE DEPARTMENT	0255	GOV-Office of Financial Instt
EXECUTIVE DEPARTMENT	0800	DOA-Office of Group Benefits
EXECUTIVE DEPARTMENT	0804	DOA-Office of Risk Management
EXECUTIVE DEPARTMENT	0806	DOA-La Property Assist Agency
EXECUTIVE DEPARTMENT	0807	DOA-Fed Property Assistance
EXECUTIVE DEPARTMENT	0815	DOA-Office of Technology Svcs

PES Annual Report 2015
 Agencies Who Did Report

Major Department	Personnel Area	Pers Area Name
EXECUTIVE DEPARTMENT	0816	CS-Div of Administrative Law
EXECUTIVE DEPARTMENT	0820	DOA-Office Of St Procurement
EXECUTIVE DEPARTMENT	0821	DOA-Office of St Human Cap Mgt
EXECUTIVE DEPARTMENT	0829	DOA-Off of Aircraft Services
EXECUTIVE DEPARTMENT	0A04	Louisiana Housing Corporation
EXECUTIVE DEPARTMENT	0A97	La Patients Compensation Fund
EXECUTIVE DEPARTMENT	0B01	Arch Examrs La St Bd /Gov
EXECUTIVE DEPARTMENT	0B11	Real Est Appr Bd Cert La /Gov
EXECUTIVE DEPARTMENT	0B12	Contractor Lic Bd La St /Gov
EXECUTIVE DEPARTMENT	0B20	Real Estate Comm La /Gov
EXECUTIVE DEPARTMENT	0B27	Used Mtr Veh&Parts Comm /Gov
EXECUTIVE DEPARTMENT	0B83	State Board of Cosmetology
HIGHER EDUCATION	0601	LSU A & M College
HIGHER EDUCATION	0602	LSU-Alexandria
HIGHER EDUCATION	0603	University of New Orleans
HIGHER EDUCATION	0604	LSU-Health Sciences Center NO
HIGHER EDUCATION	0605	LSU-Eunice
HIGHER EDUCATION	0606	LSU-Shreveport
HIGHER EDUCATION	0607	LSU-Agriculture Center
HIGHER EDUCATION	0608	LSU-Paul M Hebert Law Center
HIGHER EDUCATION	0609	LSU-Pennington Biomedical Res
HIGHER EDUCATION	0611	LSU-Health Sciences Ctr Shreve
HIGHER EDUCATION	0612	Baton Rouge Community College
HIGHER EDUCATION	0615	SU Board of Supervisors
HIGHER EDUCATION	0616	SU A & M College
HIGHER EDUCATION	0617	SU New Orleans
HIGHER EDUCATION	0618	SU Shreveport
HIGHER EDUCATION	0621	Nicholls State University
HIGHER EDUCATION	0623	Grambling State University
HIGHER EDUCATION	0625	La Tech University
HIGHER EDUCATION	0627	McNeese State University
HIGHER EDUCATION	0631	Northwestern State University
HIGHER EDUCATION	0634	Southeastern La University
HIGHER EDUCATION	0640	University of La-Lafayette
HIGHER EDUCATION	0641	Delgado Community College
HIGHER EDUCATION	0643	Nunez Community College
HIGHER EDUCATION	0644	Bossier Community College
HIGHER EDUCATION	0661	HED-Off Student Financial Asst
HIGHER EDUCATION	0671	HED-Board of Regents
HIGHER EDUCATION	0730	South Central LA Technical College
HIGHER EDUCATION	0731	L.E.Fletcher Tech Comm College
HIGHER EDUCATION	0751	Sowela Tech Comm College
HIGHER EDUCATION	0770	Northwest Technical College
HIGHER EDUCATION	N645	South La Community College-NP
HIGHER EDUCATION	N646	River Parish Comm College-NP

PES Annual Report 2015
 Agencies Who Did Report

Major Department	Personnel Area	Pers Area Name
HIGHER EDUCATION	N647	La Delta Community College-NP
HOUSING AUTHORITIES	0H05	Berwick Housing Authority
HOUSING AUTHORITIES	0H07	Breaux Bridge Housing Authority
HOUSING AUTHORITIES	0H11	Crowley Housing Authority
HOUSING AUTHORITIES	0H13	Merryville Housing Authority
HOUSING AUTHORITIES	0H14	East Baton Rouge Housing Authority
HOUSING AUTHORITIES	0H18	Jefferson Parish Housing Authority
HOUSING AUTHORITIES	0H19	Kaplan Housing Authority
HOUSING AUTHORITIES	0H21	Jennings Housing Authority
HOUSING AUTHORITIES	0H22	Lafayette Housing Authority
HOUSING AUTHORITIES	0H25	Marksville Housing Authority
HOUSING AUTHORITIES	0H26	Monroe Housing Authority
HOUSING AUTHORITIES	0H27	Morgan City Housing Authority
HOUSING AUTHORITIES	0H32	Opelousas Housing Authority
HOUSING AUTHORITIES	0H34	Rayne Housing Authority
HOUSING AUTHORITIES	0H35	Ruston Housing Authority
HOUSING AUTHORITIES	0H36	St Martinville Housing Authority
HOUSING AUTHORITIES	0H37	Shreveport Housing Authority
HOUSING AUTHORITIES	0H45	Pineville Housing Authority
HOUSING AUTHORITIES	0H50	Sabine Parish Housing Authority
HOUSING AUTHORITIES	0H52	Delcambre Housing Authority
HOUSING AUTHORITIES	0H58	Kenner Housing Authority
HOUSING AUTHORITIES	0H63	City of Natchitoches Housing Authority
HOUSING AUTHORITIES	0H67	Houma Housing Authority
HOUSING AUTHORITIES	0H73	Oil City Housing Authority
HOUSING AUTHORITIES	0H78	East Carroll Housing Authority
HOUSING AUTHORITIES	0H84	Homer Housing Authority
LOUISIANA HEALTH CARE SERVICES DIVISION	0308	LSU/Health Care Svc Div
LOUISIANA HEALTH CARE SERVICES DIVISION	0317	Lallie Kemp Regional Med Ctr
LOUISIANA WORKFORCE COMMISSION	0474	LWC-Workforce Support & Training
LOUISIANA WORKFORCE COMMISSION	0B46	Barber Examiners Board /DOL
OFFICE OF JUVENILE JUSTICE	0403	DYS-Off of Juvenile Justice
OFFICE OF THE LIEUTENANT GOVERNOR	0146	LG-Lt Governor
PORTS,LEVEE BOARDS,FRESH WATER DISTRICTS	0L02	Caddo Levee District
PORTS,LEVEE BOARDS,FRESH WATER DISTRICTS	0L03	Lafourche Basin Levee District
PORTS,LEVEE BOARDS,FRESH WATER DISTRICTS	0L05	Tensas Basin Levee District
PORTS,LEVEE BOARDS,FRESH WATER DISTRICTS	0L06	Fifth La Levee District
PORTS,LEVEE BOARDS,FRESH WATER DISTRICTS	0L08	Lake Borgne Basin Levee District
PORTS,LEVEE BOARDS,FRESH WATER DISTRICTS	0L09	Atchafalaya Basin Levee District
PORTS,LEVEE BOARDS,FRESH WATER DISTRICTS	0L10	Orleans Levee District
PORTS,LEVEE BOARDS,FRESH WATER DISTRICTS	0L13	Pontchartrain Levee District
PORTS,LEVEE BOARDS,FRESH WATER DISTRICTS	0L14	Red River/Atchaf/Bayou Boeuf
PORTS,LEVEE BOARDS,FRESH WATER DISTRICTS	0L21	East Jefferson Levee District
PORTS,LEVEE BOARDS,FRESH WATER DISTRICTS	0L23	West Jefferson Levee District
PORTS,LEVEE BOARDS,FRESH WATER DISTRICTS	0L30	SE LA Flood Protect Auth-East

PES Annual Report 2015
 Agencies Who Did Report

Major Department	Personnel Area	Pers Area Name
PORTS,LEVEE BOARDS,FRESH WATER DISTRICTS	0L31	SE LA Flood Protect Auth-West
PORTS,LEVEE BOARDS,FRESH WATER DISTRICTS	0P03	Greater BR Port Commission
PORTS,LEVEE BOARDS,FRESH WATER DISTRICTS	0P17	Port of New Orleans Port Commission
PORTS,LEVEE BOARDS,FRESH WATER DISTRICTS	0P21	South Louisiana Port Commission
PORTS,LEVEE BOARDS,FRESH WATER DISTRICTS	0P26	Lake Charles Harbor & Term District
PUBLIC SERVICE COMMISSION	0158	PSC-Public Service Commission
RETIREMENT SYSTEMS	0571	La School Emp Retirement Sys
RETIREMENT SYSTEMS	0572	La St Emp Retirement System
RETIREMENT SYSTEMS	0573	Teachers Retirement System La
SECRETARY OF STATE	0139	DOS-Secretary of State
VETERANS AFFAIRS	0130	DVA-Dept of Veterans Affairs
VETERANS AFFAIRS	0131	DVA-La War Veterans Home
VETERANS AFFAIRS	0132	DVA-NE La War Veterans Home
VETERANS AFFAIRS	0134	DVA-SW La War Veterans Home
VETERANS AFFAIRS	0135	DVA-NW La War Veterans Home
VETERANS AFFAIRS	0136	DVA-SE La War Veterans Home

Agencies Which Did Not Report for Year 2014-2015

Major Department	Personnel Area	Personnel Area	Classified Employee Count
DEPARTMENT OF ECONOMIC DEVELOPMENT	DED-Off of Business Development	0252	37
DEPARTMENT OF EDUCATION	DOE-Recovery School District	0682	1
DEPARTMENT OF EDUCATION	DOE-Special School Districts	0699	3
DEPARTMENT OF HEALTH AND HOSPITALS	Dentistry La St Bd /DHH	0B35	4
DEPARTMENT OF HEALTH AND HOSPITALS	Embalm&Funrl Dir La St Bd /DHH	0B10	1
DEPARTMENT OF HEALTH AND HOSPITALS	Lic Prof Counslrs Bd Exam /DHH	0B38	1
DEPARTMENT OF HEALTH AND HOSPITALS	Nursing Hm Admin La Bd /DHH	0B29	3
DEPARTMENT OF HEALTH AND HOSPITALS	Nursing La St Bd /DHH	0B14	47
DEPARTMENT OF HEALTH AND HOSPITALS	Physical Therapy St Bd /DHH	0B15	1
DEPARTMENT OF HEALTH AND HOSPITALS	Prac Nurse Exam La St Bd /DHH	0B18	12
DEPARTMENT OF HEALTH AND HOSPITALS	Social Work Exam La Bd /DHH	0B48	1
DEPARTMENT OF HEALTH AND HOSPITALS	Wholesale Drug Dist Bd /DHH	0B36	1
DEPARTMENT OF PUBLIC SAFETY	Private Security Examiners	0A88	11
DEPT OF CULTURE, RECREATION AND TOURISM	La Naval War Memorial Comm	0A98	2
DEPT OF CULTURE, RECREATION AND TOURISM	New Orleans City Park	0A20	8
EDUCATION - OTHER	SSC-La School for Math Sci/Art	0657	10
EXECUTIVE DEPARTMENT	CPAs La St Bd /Gov	0B07	6
EXECUTIVE DEPARTMENT	DOA-Administrative Services	0805	19
EXECUTIVE DEPARTMENT	Gov-Dept of Military Affairs	0112	2
EXECUTIVE DEPARTMENT	Gov-LA Public Defender Board	0116	12
EXECUTIVE DEPARTMENT	GOV-La St Racing Commission	0254	17
EXECUTIVE DEPARTMENT	Motor Vehicle Comm La /Gov	0B28	17
HIGHER EDUCATION	Central LA Tech Comm College	0789	13
HIGHER EDUCATION	Huey P Long Medical Center	0314	5
HIGHER EDUCATION	La Comm/Tech College BdSup-NP	N649	1
HIGHER EDUCATION	Northshore Tech Comm College	0788	21
HIGHER EDUCATION	University of La-Monroe	0629	200
HOUSING AUTHORITIES	Abbeville Housing Authority	0H01	3
HOUSING AUTHORITIES	Alexandria Housing Authority	0H03	23
HOUSING AUTHORITIES	Arcadia Housing Authority	0H77	2
HOUSING AUTHORITIES	Bogalusa Housing Authority	0H04	13
HOUSING AUTHORITIES	Bossier City Housing Authority	0H06	15
HOUSING AUTHORITIES	Bunkie Housing Authority	0H09	2
HOUSING AUTHORITIES	Caldwell Parish Housing Authority	0H10	2
HOUSING AUTHORITIES	Church Point Housing Authority	0H08	2
HOUSING AUTHORITIES	Colfax Housing Authority	0H02	2
HOUSING AUTHORITIES	Denham Springs Housing Authority	0H79	1
HOUSING AUTHORITIES	DeQuincy Housing Authority	0H16	2
HOUSING AUTHORITIES	DeRidder Housing Authority	0H56	5
HOUSING AUTHORITIES	Donaldsonville Housing Authority	0H12	2
HOUSING AUTHORITIES	Elton Housing Authority	0H83	1
HOUSING AUTHORITIES	Erath Housing Authority	0H69	1
HOUSING AUTHORITIES	Eunice Housing Authority	0H15	4
HOUSING AUTHORITIES	Ferriday Housing Authority	0H75	1
HOUSING AUTHORITIES	Grambling Housing Authority	0H80	1

PES Annual Report 2015
Agencies Who Did Not Report

Major Department	Personnel Area	Personnel Area	Classified Employee Count
HOUSING AUTHORITIES	Hammond Housing Authority	0H89	1
HOUSING AUTHORITIES	Haynesville Housing Authority	0H86	1
HOUSING AUTHORITIES	Independence Housing Authority	0H53	1
HOUSING AUTHORITIES	Jonesboro Housing Authority	0H20	5
HOUSING AUTHORITIES	Lafourche Parish Housing Authority	0H51	12
HOUSING AUTHORITIES	Lake Charles Housing Authority	0H23	53
HOUSING AUTHORITIES	Lake Providence Housing Authority	0H55	5
HOUSING AUTHORITIES	Leesville Housing Authority	0H62	2
HOUSING AUTHORITIES	Mamou Housing Authority	0H24	2
HOUSING AUTHORITIES	Mansfield Housing Authority	0H60	2
HOUSING AUTHORITIES	Minden Housing Authority	0H65	10
HOUSING AUTHORITIES	Natchitoches Parish Housing Authority	0H72	6
HOUSING AUTHORITIES	New Iberia Housing Authority	0H28	4
HOUSING AUTHORITIES	Oakdale Housing Authority	0H30	5
HOUSING AUTHORITIES	Patterson Housing Authority	0H33	2
HOUSING AUTHORITIES	Ponchatoula Housing Authority	0H49	1
HOUSING AUTHORITIES	Rapides Housing Authority	0H71	6
HOUSING AUTHORITIES	Rayville Housing Authority	0H57	2
HOUSING AUTHORITIES	Simmesport Housing Authority	0H76	1
HOUSING AUTHORITIES	Slidell Housing Authority	0H68	2
HOUSING AUTHORITIES	South Landry Housing Authority	0H46	4
HOUSING AUTHORITIES	St Charles Parish Housing Authority	0H61	4
HOUSING AUTHORITIES	St James Parish Housing Authority	0H59	9
HOUSING AUTHORITIES	St John The Baptist Housing Authority	0H54	14
HOUSING AUTHORITIES	St Landry Parish Housing Authority	0H44	9
HOUSING AUTHORITIES	Sulphur Housing Authority	0H38	7
HOUSING AUTHORITIES	Thibodaux Housing Authority	0H39	8
HOUSING AUTHORITIES	Vernon Parish Housing Authority	0H41	3
HOUSING AUTHORITIES	Ville Platte Housing Authority	0H42	6
HOUSING AUTHORITIES	Vinton Housing Authority	0H40	2
HOUSING AUTHORITIES	Westwego Housing Authority	0H43	10
HOUSING AUTHORITIES	White Castle Housing Authority	0H70	3
HOUSING AUTHORITIES	Winnfield Housing Authority	0H64	3
INDEPENDENT	Bd of Jury Comm Orleans Parish	0A95	1
INDEPENDENT	NO Redevelopment Authority	0A87	2
LOUISIANA WORKFORCE COMMISSION	Plumbing La St Bd /LWC	0B16	3
PORTS,LEVEE BOARDS,FRESH WATER DISTRICTS	Natchitoches Levee & Drainage	0L26	4
PORTS,LEVEE BOARDS,FRESH WATER DISTRICTS	Orleans-Real Est Rec Non-Flood	0L34	17
RETIREMENT SYSTEMS	State Police Retirement System	0575	2